

# 2018 UEC Track Junior and U23 European Championships

## Results Book

### AIGLE (SUI)

No.	Event Name	Report Type
1	TECHNICAL OFFICIALS	General
2	GENERAL INFORMATION	General
3	TECHNICAL INFORMATION	General
4	ANTIDOPING CONTROL	General
5	LIST OF ENTERED NATIONS	General
6	LIST OF PARTICIPANTS - WOMEN JUNIOR	General
7	LIST OF PARTICIPANTS - MEN JUNIOR	General
8	LIST OF PARTICIPANTS - WOMEN U23	General
9	LIST OF PARTICIPANTS - MEN U23	General
10	Competition Schedule - Day 1	General
11	Competition Schedule - Day 2	General
12	Competition Schedule - Day 3	General
13	Competition Schedule - Day 4	General
14	Competition Schedule - Day 5	General
15	Competition Schedule - Day 6	General
16	Decisions - Day 1	General
17	Decisions - Day 2	General
18	Decisions - Day 3	General
19	Decisions - Day 4	General
20	Decisions - Day 5	General
21	Decisions - Day 6	General
22	Medallists by Event	General
23	Medal Standings	General
24	Women Junior - Team Sprint - Qualifying	Startlist
25	Women Junior - Team Sprint - Qualifying	Results
28	Women Junior - Team Sprint - Finals 3rd-4th places and 1st-2nd places	Startlist
29	Women Junior - Team Sprint - Finals 3rd-4th places and 1st-2nd places	Results
30	Men Junior - Team Sprint - Qualifying	Startlist
31	Men Junior - Team Sprint - Qualifying	Results
32	Men Junior - Team Sprint - First Round	Startlist
33	Men Junior - Team Sprint - First Round	Results
34	Men Junior - Team Sprint - Finals 3rd-4th places and 1st-2nd places	Startlist
35	Men Junior - Team Sprint - Finals 3rd-4th places and 1st-2nd places	Results
36	Women - Under 23 - Individual Pursuit - Qualifying	Startlist
37	Women - Under 23 - Individual Pursuit - Qualifying	Results
38	Women - Under 23 - Individual Pursuit - Finals 3rd-4th places and 1st-2nd places	Startlist
39	Women - Under 23 - Individual Pursuit - Finals 3rd-4th places and 1st-2nd places	Results
40	Men - Under 23 - Individual Pursuit - Qualifying	Startlist
41	Men - Under 23 - Individual Pursuit - Qualifying	Results
42	Men - Under 23 - Individual Pursuit - Finals 3rd-4th places and 1st-2nd places	Startlist
43	Men - Under 23 - Individual Pursuit - Finals 3rd-4th places and 1st-2nd places	Results

44	Women Junior - Team Pursuit - Qualifying	Startlist
45	Women Junior - Team Pursuit - Qualifying	Results
46	Women Junior - Team Pursuit - First Round	Startlist
47	Women Junior - Team Pursuit - First Round	Results
48	Women Junior - Team Pursuit - Finals 3rd-4th places and 1st-2nd places	Startlist
49	Women Junior - Team Pursuit - Finals 3rd-4th places and 1st-2nd places	Results
50	Men Junior - Team Pursuit - Qualifying	Startlist
51	Men Junior - Team Pursuit - Qualifying	Results
52	Men Junior - Team Pursuit - First Round	Startlist
53	Men Junior - Team Pursuit - First Round	Results
54	Men Junior - Team Pursuit - Finals 3rd-4th places and 1st-2nd places	Startlist
55	Men Junior - Team Pursuit - Finals 3rd-4th places and 1st-2nd places	Results
56	Women - Under 23 - Elimination Race - Final	Startlist
57	Women - Under 23 - Elimination Race - Final	Results
58	Men - Under 23 - Elimination Race - Final	Startlist
59	Men - Under 23 - Elimination Race - Final	Results
60	Women Junior - Scratch Race - Final	Startlist
61	Women Junior - Scratch Race - Final	Results
62	Men Junior - Scratch Race - Final	Startlist
63	Men Junior - Scratch Race - Final	Results
64	Women Under 23 - Team Sprint - Qualifying	Startlist
65	Women Under 23 - Team Sprint - Qualifying	Results
68	Women Under 23 - Team Sprint - Finals 3rd-4th places and 1st-2nd places	Startlist
69	Women Under 23 - Team Sprint - Finals 3rd-4th places and 1st-2nd places	Results
70	Men Under 23 - Team Sprint - Qualifying	Startlist
71	Men Under 23 - Team Sprint - Qualifying	Results
72	Men Under 23 - Team Sprint - First Round	Startlist
73	Men Under 23 - Team Sprint - First Round	Results
74	Men Under 23 - Team Sprint - Finals 3rd-4th places and 1st-2nd places	Startlist
75	Men Under 23 - Team Sprint - Finals 3rd-4th places and 1st-2nd places	Results
76	Women Junior - Sprint - Qualifying	Startlist
77	Women Junior - Sprint - Qualifying	Results
78	Women Junior - Sprint - 1/4 finals	Startlist
79	Women Junior - Sprint - 1/4 finals	Results
80	Women Junior - Sprint - Semi-final	Startlist
81	Women Junior - Sprint - Semi-final	Results
82	Women Junior - Sprint - Finals	Startlist
83	Women Junior - Sprint - Finals	Results
84	Women Junior - Sprint - Final result	Results
85	Women Under 23 - Team Pursuit - Qualifying	Startlist
86	Women Under 23 - Team Pursuit - Qualifying	Results
87	Women Under 23 - Team Pursuit - First Round	Startlist

<b>88</b>	Women Under 23 - Team Pursuit - First Round	Results
<b>89</b>	Women Under 23 - Team Pursuit - Finals 3rd-4th places and 1st-2nd places	Startlist
<b>90</b>	Women Under 23 - Team Pursuit - Finals 3rd-4th places and 1st-2nd places	Results
<b>91</b>	Men Under 23 - Team Pursuit - Qualifying	Startlist
<b>92</b>	Men Under 23 - Team Pursuit - Qualifying	Results
<b>93</b>	Men Under 23 - Team Pursuit - First Round	Startlist
<b>94</b>	Men Under 23 - Team Pursuit - First Round	Results
<b>95</b>	Men Under 23 - Team Pursuit - Finals 3rd-4th places and 1st-2nd places	Startlist
<b>96</b>	Men Under 23 - Team Pursuit - Finals 3rd-4th places and 1st-2nd places	Results
<b>97</b>	Men Junior - 1km Time Trial - Final	Startlist
<b>98</b>	Men Junior - 1km Time Trial - Final	Results
<b>99</b>	Women Under 23 - Scratch Race - Final	Startlist
<b>100</b>	Women Under 23 - Scratch Race - Final	Results
<b>101</b>	Men Under 23 - Scratch Race - Final	Startlist
<b>102</b>	Men Under 23 - Scratch Race - Final	Results
<b>103</b>	Women - Junior - Elimination Race - Final	Startlist
<b>104</b>	Women - Junior - Elimination Race - Final	Results
<b>105</b>	Men - Junior - Elimination Race - Final	Startlist
<b>106</b>	Men - Junior - Elimination Race - Final	Results
<b>107</b>	Men Junior - Sprint - Qualifying	Startlist
<b>108</b>	Men Junior - Sprint - Qualifying	Results
<b>109</b>	Men Junior - Sprint - 1/8 finals	Startlist
<b>110</b>	Men Junior - Sprint - 1/8 finals	Results
<b>111</b>	Men Junior - Sprint - 1/4 finals	Startlist
<b>112</b>	Men Junior - Sprint - 1/4 finals	Results
<b>113</b>	Men Junior - Sprint - Semi-final	Startlist
<b>114</b>	Men Junior - Sprint - Semi-final	Results
<b>115</b>	Men Junior - Sprint - Finals	Startlist
<b>116</b>	Men Junior - Sprint - Finals	Results
<b>117</b>	Men Junior - Sprint - Final result	Results
<b>118</b>	Women Under 23 - Sprint - Qualifying	Startlist
<b>119</b>	Women Under 23 - Sprint - Qualifying	Results
<b>120</b>	Women Under 23 - Sprint - 1/8 finals	Startlist
<b>121</b>	Women Under 23 - Sprint - 1/8 finals	Results
<b>122</b>	Women Under 23 - Sprint - 1/4 finals	Startlist
<b>123</b>	Women Under 23 - Sprint - 1/4 finals	Results
<b>124</b>	Women Under 23 - Sprint - Semi-final	Startlist
<b>125</b>	Women Under 23 - Sprint - Semi-final	Results
<b>126</b>	Women Under 23 - Sprint - Finals	Startlist
<b>127</b>	Women Under 23 - Sprint - Finals	Results
<b>128</b>	Women Under 23 - Sprint - Final result	Results
<b>129</b>	Men - Junior - Individual Pursuit - Qualifying	Startlist

<b>130</b>	Men - Junior - Individual Pursuit - Qualifying	Results
<b>131</b>	Men - Junior - Individual Pursuit - Finals 3rd-4th places and 1st-2nd places	Startlist
<b>132</b>	Men - Junior - Individual Pursuit - Finals 3rd-4th places and 1st-2nd places	Results
<b>133</b>	Women - Junior - Individual Pursuit - Qualifying	Startlist
<b>134</b>	Women - Junior - Individual Pursuit - Qualifying	Results
<b>135</b>	Women - Junior - Individual Pursuit - Finals 3rd-4th places and 1st-2nd places	Startlist
<b>136</b>	Women - Junior - Individual Pursuit - Finals 3rd-4th places and 1st-2nd places	Results
<b>137</b>	Men Under 23 - 1km Time Trial - Final	Startlist
<b>138</b>	Men Under 23 - 1km Time Trial - Final	Results
<b>139</b>	Men Under 23 - Sprint - Qualifying	Startlist
<b>140</b>	Men Under 23 - Sprint - Qualifying	Results
<b>141</b>	Men Under 23 - Sprint - 1/8 finals	Startlist
<b>142</b>	Men Under 23 - Sprint - 1/8 finals	Results
<b>143</b>	Men Under 23 - Sprint - 1/4 finals	Startlist
<b>144</b>	Men Under 23 - Sprint - 1/4 finals	Results
<b>145</b>	Men Under 23 - Sprint - Semi-final	Startlist
<b>146</b>	Men Under 23 - Sprint - Semi-final	Results
<b>147</b>	Men Under 23 - Sprint - Finals	Startlist
<b>148</b>	Men Under 23 - Sprint - Finals	Results
<b>149</b>	Men Under 23 - Sprint - Final Classifications	Results
<b>150</b>	Women - Junior - Omnium - race I - Scratch Race	Startlist
<b>151</b>	Women - Junior - Omnium - race I - Scratch Race	Results
<b>152</b>	Women - Junior - Omnium - Standings after 1 event	Results
<b>153</b>	Women - Junior - Omnium - race II- Tempo Race	Startlist
<b>154</b>	Women - Junior - Omnium - race II- Tempo Race	Results
<b>155</b>	Women - Junior - Omnium - Standings after 2 event	Results
<b>156</b>	Women - Junior - Omnium - race III- Elimination Race	Startlist
<b>157</b>	Women - Junior - Omnium - race III- Elimination Race	Results
<b>158</b>	Women - Junior - Omnium - Standings after 3 event	Results
<b>159</b>	Women - Junior - Omnium - race IV- Points race	Startlist
<b>160</b>	Women - Junior - Omnium - race IV- Points race	Results
<b>162</b>	Men - Junior - Omnium - race I - Scratch Race	Startlist
<b>163</b>	Men - Junior - Omnium - race I - Scratch Race	Results
<b>164</b>	Men - Junior - Omnium - Standings after 1 event	Results
<b>165</b>	Men - Junior - Omnium - race II- Tempo Race	Startlist
<b>166</b>	Men - Junior - Omnium - race II- Tempo Race	Results
<b>167</b>	Men - Junior - Omnium - Standings after 2 event	Results
<b>168</b>	Men - Junior - Omnium - race III- Elimination Race	Startlist
<b>169</b>	Men - Junior - Omnium - race III- Elimination Race	Results
<b>170</b>	Men - Junior - Omnium - Standings after 3 event	Results
<b>171</b>	Men - Junior - Omnium - race IV- Points race	Startlist
<b>172</b>	Men - Junior - Omnium - race IV- Points race	Results
<b>174</b>	Women Junior - 500m Time Trial - Final	Startlist

175	Women Junior - 500m Time Trial - Final	Results
176	Women Under 23 - Points Race - Final	Startlist
177	Women Under 23 - Points Race - Final	Results
178	Men Under 23 - Points Race - Final	Startlist
179	Men Under 23 - Points Race - Final	Results
180	Women - Under 23 - Omnium - race I - Scratch Race	Startlist
181	Women - Under 23 - Omnium - race I - Scratch Race	Results
182	Women - Under 23 - Omnium - Standings after 1 event	Results
183	Women - Under 23 - Omnium - race II- Tempo Race	Startlist
184	Women - Under 23 - Omnium - race II- Tempo Race	Results
185	Women - Under 23 - Omnium - Standings after 2 event	Results
186	Women - Under 23 - Omnium - race III- Elimination Race	Startlist
187	Women - Under 23 - Omnium - race III- Elimination Race	Results
188	Women - Under 23 - Omnium - Standings after 3 event	Results
189	Women - Under 23 - Omnium - race IV- Points race	Startlist
190	Women - Under 23 - Omnium - race IV- Points race	Results
192	Men - Under 23 - Omnium - race I - Scratch Race	Startlist
193	Men - Under 23 - Omnium - race I - Scratch Race	Results
194	Men - Under 23 - Omnium - Standings after 1 event	Results
195	Men - Under 23 - Omnium - race II- Tempo Race	Startlist
196	Men - Under 23 - Omnium - race II- Tempo Race	Results
197	Men - Under 23 - Omnium - Standings after 2 event	Results
198	Men - Under 23 - Omnium - race III- Elimination Race	Startlist
199	Men - Under 23 - Omnium - race III- Elimination Race	Results
200	Men - Under 23 - Omnium - Standings after 3 event	Results
201	Men - Under 23 - Omnium - race IV- Points race	Startlist
202	Men - Under 23 - Omnium - race IV- Points race	Results
204	Women Junior - Keirin - 1st round	Startlist
205	Women Junior - Keirin - 1st round	Results
206	Women Junior - Keirin - Finals 7-12 and 1-6 places	Startlist
207	Women Junior - Keirin - Finals 7-12 and 1-6 places	Results
208	Men Junior - Keirin - 1st round	Startlist
209	Men Junior - Keirin - 1st round	Results
210	Men Junior - Keirin - 1st round repechages	Startlist
211	Men Junior - Keirin - 1st round repechages	Results
212	Men Junior - Keirin - Semi-final	Startlist
213	Men Junior - Keirin - Semi-final	Results
214	Men Junior - Keirin - Finals 7-12 and 1-6 places	Startlist
215	Men Junior - Keirin - Finals 7-12 and 1-6 places	Results
216	Men Junior - Keirin - Final Classifications	Results
217	Women Under 23 - 500m Time Trial - Final	Startlist
218	Women Under 23 - 500m Time Trial - Final	Results

<b>219</b>	Women Junior - Points race - Final	Startlist
<b>220</b>	Women Junior - Points race - Final	Results
<b>221</b>	Men Junior - Points race - Final	Startlist
<b>222</b>	Men Junior - Points race - Final	Results
<b>223</b>	Women Under 23 - Keirin - 1st round	Startlist
<b>224</b>	Women Under 23 - Keirin - 1st round	Results
<b>225</b>	Women Under 23 - Keirin - Finals 7-12 and 1-6 places	Startlist
<b>226</b>	Women Under 23 - Keirin - Finals 7-12 and 1-6 places	Results
<b>227</b>	Men Under 23 - Keirin - 1st round	Startlist
<b>228</b>	Men Under 23 - Keirin - 1st round	Results
<b>229</b>	Men Under 23 - Keirin - 1st round repechages	Startlist
<b>230</b>	Men Under 23 - Keirin - 1st round repechages	Results
<b>231</b>	Men Under 23 - Keirin - Semi-final	Startlist
<b>232</b>	Men Under 23r - Keirin - Semi-final	Results
<b>233</b>	Men Under 23 - Keirin - Finals 7-12 and 1-6 places	Startlist
<b>234</b>	Men Under 23 - Keirin - Finals 7-12 and 1-6 places	Results
<b>235</b>	Men Under 23 - Keirin - Final Classification	Results
<b>236</b>	Women Junior - Madison - Final	Startlist
<b>237</b>	Women Junior - Madison - Final	Results
<b>238</b>	Men Junior - Madison - Final	Startlist
<b>239</b>	Men Junior - Madison - Final	Results
<b>240</b>	Women Under 23 - Madison - Final	Startlist
<b>241</b>	Women Under 23 - Madison - Final	Results
<b>242</b>	Men Under 23 - Madison - Final	Startlist
<b>243</b>	Men Under 23 - Madison - Final	Results
<b>260</b>	Men Under 23 - Scratch - Qualifying Heat 1	Startlist
<b>261</b>	Men Under 23 - Scratch - Qualifying Heat 1	Results
<b>262</b>	Men Under 23 - Scratch - Qualifying Heat 2	Startlist
<b>263</b>	Men Under 23 - Scratch - Qualifying Heat 2	Results

21-26 August 2018

Communiqué no. 1

## RACE OFFICIALS

### 1.1. LOCAL ORGANIZING COMMITTEE (LOC)

UEC

### 1.2. UEC REPRESENTATIVES

UEC Management Committee	Mr Rocco CATTANEO (SUI), President Mrs Agata LANG (POL), Vice President Mr Alexander GUSYATNIKOV (RUS), Vice President Mr Henrik Jess JENSEN (DEN), Vice President Mr Martin WOLF (GER), Member Mr Sahib ALAKBAROV (AZE), Member Mr Alasdair MACLENNAN (GBR), Member
UEC General Secretary	Mr Enrico DELLA CASA (ITA)
UEC Track Commission President UEC Track Commission Members	Mr Jos SMETS (BEL) Mr Daniel GISIGER (SUI) Mr Alejandro MARTIN (ESP)
UEC Sports Manager UEC Race Secretary Coordinator UEC Press Officer UEC Photographers	Mr Vladimiro PETSAS (GRE) Mr Lino NOSSA (POR) Mr Stefano BERTOLOTTI (ITA) Mr Dario BERLINGHERI (ITA)

### 1.3. COMPOSITION OF THE COMMISSAIRES PANEL

President of the Commissaires Panel UCI Commissaire - Judge referee	Mr Hans-Christian LYKKEGAARD (DEN) Mr Antonio PAGLIARA (ITA)
National Commissaire - coordination National Commissaire - secretary National Commissaire - starter National Commissaire - arrival National Commissaire - video National Commissaire National Commissaire National Commissaire National Commissaire National Commissaire National Commissaire National Commissaire National Commissaire National Commissaire	Mrs Fabiana CONTESTABILE Mrs Elisa DABBENE Mr Albino BERTAZZON Mrs Chiara LOVAT Mr Diego TOSTI Mrs Carmela BORSINI Mrs Giulia MARRONE Mrs Lorella Sabi SEREGNI Mr Valerio AROSIO Mr Danilo DI BELLA Mrs Marianna MAZZON Mr Stefano PAVIGNANO Mr Eugenio SALVOLDI
UEC Timing / Results	Mr Humberto URIBE <a href="mailto:h.uribe@uec.ch">h.uribe@uec.ch</a>



### GENERAL INFORMATION – REMINDER OF DISPOSITIONS

- **The confirmation of the riders** done on Wednesday, August 20<sup>st</sup> is final; nevertheless, Team Managers will have the opportunity to forward modifications to the Secretary of College of Commissaires (Mrs. Elisa DABBENE) **until 15.00h the day before each event using the appropriate UEC form**, which means:

Any rider replacement to a confirmed selection may only come from the list of already registered riders.

Any **Team Pursuit** modification must be provided to the secretary of the commissaires panel at least **1 hour** before the relevant competition round start (article 3.2.079).

Any **Team Sprint** modification must be provided to the secretary of the commissaires panel at least **30 minutes** before the relevant competition round start (article 3.2.149).

- Only riders who are competing in the upcoming session may use the track during the pre-session warm up time.
- The wearing of an approved safety helmet, done up in a correct manner, is mandatory for riders at all times when riding on the track surface and safety zone.
- The use of shoe covers is prohibited during events on a covered track (1.3.033).
- Riders may not wear headphones attached to devices such as radios, music players, telephone etc., while riding on the track.

### GENERAL INFORMATION – REMINDER OF DISPOSITIONS

- The use of the derny and the use of starting blocks during the official training **are not permitted**. Standing starts are permitted one rider at a time only in the sprinters lane on the home straight **and only with the assistance of someone from the team of the rider doing the standing start**, waving a flag at the exit of the bend.
- Riders are reminded that art. 3.2.003 (modified on 14.10.16) must be respected. When an event is being televised, riders are not permitted to wear tinted visors or glasses that would prevent them from being clearly identified while seated in the waiting area. Riders shall only put on their tinted visor or glasses when heading on to the track only. Any rider failing to respect this article shall be sanctioned by a fine.
- Riders are reminded that they must wear their national team jerseys (or the World Champions jersey) during the races as well as during award ceremonies.

Riders participating in the awards ceremony must present themselves in due time, bare-headed and without headband or glasses, wearing proper footwear, until after they leave the official ceremony enclosure.

- Riders shall ensure that the body number is visible and legible at all times. The body number shall be well fixed and may not be folded or altered. When two numbers are required to be worn, these should be placed low down and on either side of the back. When a single number is required to be worn, this should be placed low down in the center of the back. **Body numbers will be distributed at the Team Manager's meeting. Specific numbers for Madison** will be distributed the day of the event.

02-07 August 2018

Communiqué no. 2

- **All bicycle measurement checking** shall be carried out in the equipment check area before entering the track.  
Riders must come for bicycle-check in adequate time prior to their start. Checking will also be carried out **15 minutes prior to commencing each phase of the competition**. Teams are responsible for verifying the legality of replacement equipment that may be used in any event. Commissaires are entitled to double check positions after the race. Should the bicycle or position have been modified in contravention of the regulations, the rider may be disqualified.
- Any rider who considers that he needs to use a bicycle that presents a technical innovation or particularity must inform the Commissaire's Panel.
- Bicycles or other equipment may not be left on the safety zone of the track.
- No drinks or food are allowed on the safety zone of the track.
- Teams are also reminded that only the coaches of the riders currently on the track are permitted on the safety zone. This is also limited to one coach per rider. No other people are permitted in this zone.
- Any offence not specifically penalized and any unsporting behaviour shall be punished by a warning, indicated by a yellow flag, or by disqualification from the race, indicated by a red flag, according to the gravity of the fault. A rider receives only one warning prior to disqualification.

The warning and disqualification are relative to each specific competition only.

If a rider is relegated in a competition that relegation may also carries with it a warning, depending on the gravity, intent and impact of the fault. A rider receiving a second warning, or being relegated for the third time, is disqualified.

#### GENERAL INFORMATION – REMINDER OF DISPOSITIONS

- If a rider or team is disqualified from one round of a particular event, no rider or team from a previous round of that event will have their ranking advanced.
- The starters' podium access is only for officials. All others are asked not to use this podium. Access to the awards ceremony podium is forbidden except for official ceremonies.
- The composition of the start lists is done according to the UCI rankings.

02-07 August 2018

Communiqué no. 2

### INFORMATIONS GENERALES – RAPPEL DES DISPOSITIONS

- **La confirmation des partants** faite le mercredi 1 août est définitive, néanmoins les chefs d'équipes auront la possibilité de transmettre des modifications au Secrétaire du Collège des Commissaires (Mme Elisa DABBENE) jusqu'à **15.00h du jour avant chaque compétition, en utilisant les formulaires UEC spécifiques**

Tout remplacement d'un coureur confirmé ne peut se faire que par un autre coureur figurant sur la liste des coureurs déjà inscrits.

Tout changement de composition de la **poursuite par équipes** doit être communiqué au Secrétaire du Collège des Commissaires au moins **1 heure avant** que la manche de la compétition en question commence (article 3.2.079).

Tout changement de composition de la **vitesse par équipes** doit être communiqué au Secrétaire du Collège des Commissaires **30 minutes** avant que la manche de la compétition en question commence (article 3.2.149).

- Seul les coureurs concourant dans la session à venir peuvent utiliser la piste lors de la période d'échauffement de pré-session.
- Le port du casque de sécurité approuvé, correctement ajusté, est toujours obligatoire pour les coureurs roulant sur la surface de la piste et la zone de sécurité.
- Le port de couvre chaussures lors des épreuves sur piste couverte est interdit. (1.3.033).

### INFORMATIONS GENERALES – RAPPEL DES DISPOSITIONS

- Les coureurs roulant sur la piste ne peuvent pas porter d'écouteurs reliés à des appareils électroniques tels que radios, appareil de musique, téléphones, etc...
- L'utilisation du derny et des blocs de départ lors des entraînements officiels ne sont pas autorisés. Les départs arrêtés sont autorisés pour un seul coureur à la foi uniquement dans le couloir des sprinters sur la ligne droite d'arrivée et uniquement **avec l'assistance de quelqu'un de l'équipe du coureur qui fait le départ, agitant un drapeau à la sortie du virage.**
- Il est rappelé aux coureurs qu'ils doivent respecter l'art. 3.2.003 (modifié au 14.10.16). Lorsqu'une compétition est télévisée, les coureurs ne sont pas autorisés à porter des visières ou des lunettes teintées empêchant de les identifier clairement lorsqu'ils sont assis dans la zone d'attente. Les coureurs doivent mettre leurs visières ou leurs lunettes teintées au moment de monter en piste seulement. Tout coureur qui enfreint cet article sera sanctionné d'une amende.
- Les coureurs doivent porter dans les épreuves ainsi que pour la présentation à la cérémonie protocolaire leur maillot national respectif (ou le maillot du Champion du Monde).

Les coureurs doivent se présenter pour la cérémonie protocolaire dans le délai imparti tête nue, sans bandeau ni lunettes, portant des chaussures convenables, jusqu'à ce qu'ils quittent l'enceinte de la cérémonie officielle.

Page 3/4

02-07 August 2018

Communiqué no. 2

- Les coureurs doivent veiller à ce que le dossard soit toujours bien visible et lisible. Le dossard doit être bien fixé et ne peut être plié ou transformé. Lorsque le port de deux dossards est requis, ces derniers doivent être placés au bas et de chaque côté du dos. Lorsqu'un seul dossard est requis, il doit être placé au centre et au bas du dos. **Les dossards seront distribués lors de la réunion des Chefs d'Equipe. Les dossards spécifiques pour Madison seront distribués le même jour d'épreuve.**
- **Les contrôles des bicyclettes** doivent s'effectuer avant l'entrée en piste à l'endroit du contrôle du matériel.  
Les coureurs doivent se présenter pour le contrôle des bicyclettes suffisamment à l'avance avant leur départ.  
Les contrôles s'effectueront **15 minutes avant le départ de chaque compétition**. Les équipes sont chargées de confirmer que leur équipement de remplacement pour tout événement est conforme aux règlements. Les commissaires sont autorisés à contrôler à nouveau les bicyclettes et les positions après la course de manière aléatoire. Si la bicyclette ou les positions ont été modifiées hors des limites réglementaires, le coureur peut être disqualifié.
- Le coureur qui estime utiliser une bicyclette présentant une nouveauté ou une particularité doit en informer le collège des commissaires.
- Il est interdit d'entreposer des bicyclettes ou autre équipement sur la zone de sécurité de la piste.
- Aucune boisson ou nourriture ne sont autorisées sur la zone de sécurité de la piste.
- On rappelle également aux équipes que seuls les entraîneurs des coureurs qui se trouvent sur la piste sont autorisés sur la zone de sécurité. Ceci est également limité à un entraîneur par coureur.

#### INFORMATIONS GENERALES – RAPPEL DES DISPOSITIONS

- Toute infraction non sanctionnée spécifiquement et tout comportement non sportif sera sanctionné par un avertissement, indiqué par un drapeau jaune, ou par une mise hors course, indiqué par un drapeau rouge, suivant la gravité de la faute. Le coureur reçoit un seul avertissement avant d'être disqualifié.  
  
L'avertissement et la mise hors course ne portent que sur une seule épreuve en particulier. Si un coureur est relégué dans la compétition, cette relégation peut également comporter un avertissement, suivant la gravité, l'intention et l'impact de la faute. Un coureur recevant un deuxième avertissement, ou étant relégué pour la troisième fois, est disqualifié.
- Si un coureur ou une équipe est disqualifié d'un tour de compétition d'une épreuve en particulier, aucun coureur ou équipe du tour précédent de cette même épreuve ne verra son rang modifié.
- Le podium des starters est à l'usage exclusif des officiels et son accès est interdit à toute personne étrangère au Collège des Commissaires. Il en va de même pour le podium des cérémonies protocolaires dont l'accès est réservé à cet usage.
- La composition des listes de départ, sont fait selon le classement UCI.

**TECHNICAL INFORMATION – REMINDER OF DISPOSITIONS**

**General**

- If riders wearing the same team clothing ride in the same race, they shall bear some item to clearly distinguish between them.
- Riders may carry no object on them or on their bicycles that could drop onto the track. Any electronic device with a display must be hidden from the rider’s sight so that it cannot be read by the rider.
- Road bikes are not allowed on the track, including the safety zone.
- While riding on the track, riders shall at all times be in firm control of the bicycle and have at least one hand on the handlebar (or extension).

**Handlebar and saddle position**

- As from 1 January 2014 all riders will be entitled to one of the morphological exemptions as regards the position of the saddle or handlebar extensions for the events covered in 1.3.023. For riders that are 190 cm tall or taller, the horizontal distance between the vertical lines passing through the bottom bracket axle and the extremity of the handlebar extensions including all accessories may be extended to 85 cm.  
If this is the case, the Team Manager of the rider in question must inform the commissaires during the licence confirmation

For the handlebar extension, the height different between the elbow support points and the highest and lowest points of the handlebar extension must be less than 10cm.

**Specific information concerning laps and distances on 200 m. track.**

Distance and number of sprints are adapted in accordance with the length of the track (200m) as followed:

**SPRINT**

200m: 3.5 laps                          Heat: 3 laps

**KEIRIN**

7 laps – the deryny will leave the track 3,5 laps before the finish (on the back straight)  
Maximum number of riders per heat will be 6, because of the width of the track.

**KILOMETRE & 500M TIME TRIAL**

MJ & MU23: 5 laps (1km)                  WJ & WU23: 2.5 laps (500m)

**TEAM SPRINT**

MJ & MU23: 3 laps                          WJ & WU23: 2 laps

**INDIVIDUAL PURSUIT**

MU23: 20 laps (4km)                      MJ & WU23: 15 laps (3km)                      WJ: 10 laps (2km)

02-07 August 2018

Communiqué no. 2

### TEAM PURSUIT

MJ & MU23: 20 laps (4km)      WJ & WU23: 20 laps (4km)

### SCRATCH

MJ: Qualification: 7.6 km – 38 laps      Final: 10 km – 50 laps  
WJ: Qualification: 5 km – 25 laps      Final: 7.6 km – 38 laps  
MU23: Qualification: 10 km – 50 laps      Final: 15 km – 75 laps  
WU23: Qualification: 7.6 km – 38 laps      Final: 10 km – 50 laps  
Neutralization = 7 laps

### POINTS RACE

MJ: Qualification: 14 km – 70 laps – 7 sprints      Final: 24 km – 120 laps – 12 sprints  
WJ: Qualification: 10 km – 50 laps – 5 sprints      Final: 20 km – 100 laps – 10 sprints  
MU23: Qualification: 16 km – 80 laps – 8 sprints      Final: 40 km – 200 laps – 20 sprints  
WU23: Qualification: 14 km – 70 laps – 7 sprints      Final: 24 km – 120 laps – 12 sprints  
Neutralization = 7 laps

### OMNIUM

MJ: Qualification: PR: 14 km - 70 laps / SR: 7.6 km - 38 laps / TR: 7.6 km - 38 laps / PR: 20 km - 100 laps (10 sprints)  
WJ: Qualification: PR: 10 km – 50 laps / SR: 5 km - 25 laps / TR: 5 km - 25 laps / PR: 14 km - 70 laps (7 sprints)  
MU23: Qualification: PR: 16 km - 80 laps / SR: 10 km - 50 laps / TR: 10 km - 50 laps / PR: 24 km - 120 laps (12 sprints)  
WU23: Qualification: PR: 14 km - 70 laps / SR: 7.6 km - 38 laps / TR: 7.6 km - 38 laps / PR: 20 km - 100 laps (10 sprints)  
Neutralization = 7 laps

### MADISON

MJ: Qualification: 14 km – 70 laps – 7 sprints      Final: 28 km – 140 laps – 14 sprints  
WJ: Qualification: 10 km – 50 laps – 5 sprints      Final: 20 km – 100 laps – 10 sprints  
MU23: Qualification: 16 km – 80 laps – 8 sprints      Final: 28 km – 140 laps – 14 sprints  
WU23: Qualification: 14 km – 70 laps – 7 sprints      Final: 28 km – 140 laps – 14 sprints  
Neutralization = Should both team-mates fall simultaneously the team shall be entitled to a neutralisation equal to 5 laps.

### Elimination (as a European Championship)

- For the start of the race, riders shall lined up in single file along the railing and in the sprinters lane, according to the lots drawing during the Team Managers' meeting as follows:
- The coaches holding their rider in the sprinters lane are allowed to push them during the start but from a standstill position (2 feet on the ground at the same time).

#### NOTES:









1. The program and schedule can be changed on demand of the UEC Officials, the Commissaires panel and the Organization.
2. The competition program will be daily announced.

**The maximum number of riders on the track is 20 and 15 teams for the Madison. If needed qualifications heats will be run and announced at the Team Managers' meeting.**

21-26 August 2018

Communiqué no. 4

## ANTIDOPING CONTROL

- A certain amount of controls will be conducted under the 2018 Anti-doping Rules of the UCI and CADF procedures and instructions. 
- Riders selected for anti-doping will be identified on a list by their race number or their ranking. If applicable, the list will be posted at the finish line and at the entrance of the doping control station immediately after the race. 
- The riders selected for the controls will be notified by a chaperon; the notified rider shall remain within sight of the chaperon at all times from the moment of in-person notification until the completion of the sample collection procedure. Team officials should not prevent the chaperons to continuously observe the rider. Should no chaperon be present, the rider shall proceed immediately to the doping control station. The absence of a chaperon shall not excuse the rider for not reporting in time to the doping control station. If the award ceremony takes place immediately after the event, a rider needing to go to the award ceremony will be escorted first to the award ceremony area, then to the press conference and finally to the doping control station. 
- Each rider to be tested must present himself at the doping control station as soon as possible and at the latest within 30 (thirty) minutes of finishing the race. If a rider takes part in an official ceremony or attends a press conference, the deadline shall be 30 (thirty) minutes of the end of the ceremony or of the moment that his presence is no longer required at the press conference, whichever is the latest. Riders that have abandoned the race shall proceed immediately to the doping control station. 
- Riders must report to the doping control station with their current license; but if it has no photograph, another I.D. with a photo must be presented. Riders may be accompanied by a person of his choice and an interpreter. 
- For riders that are minors, it is recommended that a team official be present with him/her from notification until completion of testing. 
- Even if there are chaperons present, ultimately IT IS THE RIDERS' RESPONSIBILITY TO CHECK IF THEY HAVE BEEN SELECTED FOR ANTI-DOPING CONTROLS. If the rider does not attend the test, a violation of the UCI Anti-Doping Rules will be noticed and the rider could be sanctioned in accordance with these rules. 
- Any changes related to the localization of the riders participating in the race (hotel name, address and telephone/fax numbers) must be communicated to the UCI as soon as possible; if these changes occur at the last minute, the communication has to be made to the CADF Doping Control Officers (phone number below). 

### Enrique GONZALEZ (ESP)









CADF Doping Control Officer Phone : 0034 667436193

### Patrick De PESSEMIER (BEL)

CADF Doping Control Officer Phone : 0032 468617181



## CONTROLE ANTI-DOPAGE

- Un certain nombre de contrôle seront effectués selon le Règlement Antidopage de l'UCI 2018 et les procédures et instructions de la CADF. 
- Les coureurs sélectionnés pour les contrôles antidopage seront identifiés sur une liste par leur numéro de dossard ou par leur place dans le classement. Le cas échéant, la liste sera affichée à la ligne d'arrivée et à l'entrée du poste de contrôle du dopage immédiatement après la course. 
- Les coureurs sélectionnés pour un contrôle, seront avisés par une escorte (chaperon); les coureurs ainsi sélectionnés doivent demeurer constamment en contact visuel avec l'escorte du moment de leur notification jusqu'à la fin de la procédure de prélèvement d'échantillon. Le personnel d'encadrement du coureur ne doit pas empêcher l'escorte d'observer le coureur de manière ininterrompue. Si aucune escorte n'est présente, le coureur se rendra immédiatement au poste de contrôle du dopage. L'absence d'une escorte n'excuse pas le coureur de ne pas se présenter à temps au poste de contrôle du dopage. Si la remise du Prix a lieu immédiatement après la manifestation, le coureur ayant besoin d'aller à la cérémonie de remise sera escorté d'abord à la zone de remise des prix, puis à la conférence de presse et enfin au poste de contrôle du dopage. 
- Chaque coureur qui doit être contrôlé, doit se présenter au local antidopage dès que possible et au plus tard dans les 30 (trente) minutes après avoir fini sa course. Si un coureur prend part à une cérémonie officielle ou participe à une conférence de presse, le délai est de 30 (trente) minutes à partir de la fin de la cérémonie ou du moment que sa présence n'est plus requise à la conférence de presse, selon lequel de ces deux événements est le dernier. Les coureurs qui ont abandonné se présenteront immédiatement au poste de contrôle du dopage. 
- Les coureurs doivent se présenter avec leur licence; dans la situation où la licence émise par leur fédération nationale ne comporte pas de photographie, un document officiel avec photo devra être présenté en plus de la licence. Le coureur peut être accompagné d'une personne de son choix et d'un interprète. 
- Considérant l'âge de certains coureurs (mineurs), il est recommandé qu'ils/elles soient accompagné(e)s par une représentant de l'équipe, du moment de leur notification jusqu'à la fin de la procédure. 
- Même s'il y a des chaperons présents, IL INCOMBE AUX COUREURS DE VERIFIER S'ILS ONT ETE SELECTIONNES POUR LES CONTROLES ANTIDOPAGE. Selon le règlement antidopage de l'UCI, un cas de non-présentation, une infraction au Règlement Antidopage sera constatée et le coureur pourra être sanctionné conformément à ce règlement. 
- Tout changement de localisation des coureurs (adresse, numéro de téléphone/fax de l'hôtel) doit être communiqué sans délai à l'UCI; si ce changement survient à la dernière minute, celui-ci doit être communiqué aux agents de contrôle du dopage CADF (coordonnées ci-dessous). 

### Enrique GONZALEZ (ESP)

CADF Doping Control Officer Phone : 0034 667436193

### Patrick De PESSEMIER (BEL)

CADF Doping Control Officer Phone : 0032 468617181





21-26 August 2018

Communiqué no. 5

**LIST OF ENTERED NATIONS / LISTE DES NATIONS ENGAGEES**

1	ARM	ARMENIA / ARMÉNIE
2	AUT	AUSTRIA / AUTRICHE
3	BLR	BELARUS / BIELORUSSIE
4	BEL	BELGIUM / BELGIQUE
5	CZE	CZECH REPUBLIC / RÉPUBLIQUE TCHÈQUE
6	DEN	DENMARK / DANEMARK
7	EST	ESTONIA / ESTONIE
8	FRA	FRANCE / FRANCE
9	GER	GERMANY / ALLEMAGNE
10	GBR	GREAT BRITAIN / GRANDE-BRETAGNE
11	GRE	GREECE / GRÈCE
12	HUN	HUNGARY / HONGRIE
13	IRL	IRELAND / IRLANDE
14	ITA	ITALY / ITALIE
15	LTU	LITHUANIA / LITUANIE
16	NED	NETHERLANDS / PAYS-BAS
17	POL	POLAND / POLOGNE
18	POR	PORTUGAL / PORTUGAL
19	ROU	ROMANIA / ROUMANIE
20	RUS	RUSSIAN FEDERATION / FÉDÉRATION DE RUSSIE
21	SVK	SLOVAKIA / SLOVAQUIE
22	ESP	SPAIN / ESPAGNE
23	SWE	SWEDEN / SUÈDE
24	SUI	SWITZERLAND / SUISSE
25	UKR	UKRAINE / UKRAINE

21-26 August 2018

Communiqué n° 6

**Junior Women  
List of Participants**

<b>Bib</b>	<b>Name</b>		<b>Nation</b>	<b>Team</b>	<b>UCI ID</b>
1	KOLESAVA	Anastasiya	BLR	BELARUS	
2	KRASKO	Anhelina	BLR	BELARUS	
3	BOSSUYT	Shari	BEL	BELGIUM	
4	VAN ASSCHE	Nele	BEL	BELGIUM	
5	RENDERS	Luna	BEL	BELGIUM	
6	GIELKENS	Esmee	BEL	BELGIUM	
7	LENAERS	Jade	BEL	BELGIUM	
8	SEVCIKOVA	Petra	CZE	CZECH REP.	
9	JABORNIKOVA	Veronika	CZE	CZECH REP.	
10	NIGUL	Mathilde	EST	ESTONIA	
11	KLIMSA	Paulina Maxima	GER	GERMANY	
12	HECHLER	Katharina	GER	GERMANY	
13	BAUERNFEIND	Ricarda	GER	GERMANY	
14	REISSNER	Lena Charlotte	GER	GERMANY	
15	STERN	Friederike	GER	GERMANY	
16	SMEKAL	Finja	GER	GERMANY	
17	STEELE	Lusia	GBR	GREAT BRITAIN	
18	LIODAKI	Sofia	GRE	GREECE	
19	HOMER	Gabriella	IRL	IRELAND	
20	GILLESPIE	Iara	IRL	IRELAND	
21	ZANARDI	Silvia	ITA	ITALY	
22	SCARSI	Gloria	ITA	ITALY	
23	CAPOBIANCHI	Giada	ITA	ITALY	
24	GUAZZINI	Vittoria	ITA	ITALY	
25	CATARZI	Giorgia	ITA	ITALY	
26	ALESSIO	Camilla	ITA	ITALY	
27	COLLINELLI	Sofia	ITA	ITALY	
28	SUMSKYTE	Viktorija	LTU	LITHUANIA	
29	SAVICIUTE	Arune	LTU	LITHUANIA	
30	PIKUNAITE	Aukse	LTU	LITHUANIA	
31	ZUPERKAITE	Erika	LTU	LITHUANIA	
32	BIJWAARD	Eva	NED	NETHERLANDS	
33	VAN ROOIJEN	Eline	NED	NETHERLANDS	
34	PETRI	Paulina	POL	POLAND	
35	JASKULSKA	Marta	POL	POLAND	
36	SIBIAK	Nikola	POL	POLAND	

21-26 August 2018

Communiqué n° 6

**Junior Women**  
**List of Participants**

<b>Bib</b>	<b>Name</b>		<b>Nation</b>	<b>Team</b>	<b>UCI ID</b>
37	MAJEWSKA	Oliwia	POL	POLAND	
38	KIERAT	Wiktoria	POL	POLAND	
39	POLAK	Wiktoria	POL	POLAND	
40	SEREMAK	Nikola	POL	POLAND	
41	KOWALSKA	Julia	POL	POLAND	
42	ANDREEVA	Kseniia	RUS	RUSSIA	
43	LUKASHENKO	Anastasia	RUS	RUSSIA	
44	MINASIAN	Karine	RUS	RUSSIA	
45	MALKOVA	Daria	RUS	RUSSIA	
46	MILIAEVA	Mariia	RUS	RUSSIA	
47	GAREEVA	Aigul	RUS	RUSSIA	
48	DOZHDEVA	Anna	RUS	RUSSIA	
49	TYSHENKO	Yana	RUS	RUSSIA	
50	MACHALCOVA	Petra	SVK	SLOVAKIA	
51	MAIOZ MUJIKA	Izarne	ESP	SPAIN	
52	KULYNYCH	Olha	UKR	UKRAINE	

Communiqué approved by the Secretary of the Commissaires Panel \_\_\_\_\_

21-26 August 2018

Communiqué n° 7

**Junior Men  
List of Participants**

<b>Bib</b>	<b>Name</b>		<b>Nation</b>	<b>Team</b>	<b>UCI ID</b>
1	VIEHBERGER	Lukas	AUT	AUSTRIA	
2	MAZUR	Dzianis	BLR	BELARUS	
3	HLOVA	Aliaksandr	BLR	BELARUS	
4	SENNAME	Arthur	BEL	BELGIUM	
5	DESTATSBADER	Thibo	BEL	BELGIUM	
6	WERNIMONT	Nicolas	BEL	BELGIUM	
7	DENS	Tuur	BEL	BELGIUM	
8	VAN MULDER	Brent	BEL	BELGIUM	
9	VAN DEN BOSSCHE	Fabio	BEL	BELGIUM	
10	FRETIN	Milan	BEL	BELGIUM	
11	LUXIK	Jiri	CZE	CZECH REP.	
12	STASTNY	Jakub	CZE	CZECH REP.	
13	KELEMEN	Petr	CZE	CZECH REP.	
14	VONES	Jan	CZE	CZECH REP.	
15	KOMINEK	Lubos	CZE	CZECH REP.	
16	SMEKAL	Rene	CZE	CZECH REP.	
17	K?ENEK	Adam	CZE	CZECH REP.	
18	JANOS	Matyas	CZE	CZECH REP.	
19	GROSSMANN	David	CZE	CZECH REP.	
20	BOUVIER	Bapthiste	FRA	FRANCE	
21	THICOT	Jordy Allan	FRA	FRANCE	
22	RENVOISE	Titouan	FRA	FRANCE	
23	GRENGBO	Florian	FRA	FRANCE	
24	BRULE	Louis	FRA	FRANCE	
25	YON	Vincent	FRA	FRANCE	
26	RICHTER	Elias	GER	GERMANY	
27	GEHRMANN	Max	GER	GERMANY	
28	DIK	Calvin	GER	GERMANY	
29	WEISPFENNIG	Nils	GER	GERMANY	
30	PETER	Jannis	GER	GERMANY	
31	BUCK-GRAMCKO	Tobias	GER	GERMANY	
32	JAGER	Julien	GER	GERMANY	
33	ZILLMER	Maarten	GER	GERMANY	
34	WILKSCH	Hannes	GER	GERMANY	
35	FIELDING	Alistair	GBR	GREAT BRITAIN	
36	BUNTING	James	GBR	GREAT BRITAIN	

21-26 August 2018

Communiqué n° 7

**Junior Men  
List of Participants**

<b>Bib</b>	<b>Name</b>		<b>Nation</b>	<b>Team</b>	<b>UCI ID</b>
37	COOPER	Daniel	GBR	GREAT BRITAIN	
38	KARATSIVIS	Panagiotis	GRE	GREECE	
39	LIVANOS	Konstantinos	GRE	GREECE	
40	VIDA	Balint	HUN	HUNGARY	
41	VARGA	Balint	HUN	HUNGARY	
42	HIGGINS	Shane	IRL	IRELAND	
43	DONLEY	Shay	IRL	IRELAND	
44	MANFREDI	Samuele	ITA	ITALY	
45	VIERO	Marco	ITA	ITALY	
46	MARTINI	Davide	ITA	ITALY	
47	BOSINI	Diego	ITA	ITALY	
48	BOSCARO	Davide	ITA	ITALY	
49	NENCINI	Tommaso	ITA	ITALY	
50	PONGILUPPI	Matteo	ITA	ITALY	
51	PINAZZI	Mattia	ITA	ITALY	
52	ZAMBANINI	Edoardo	ITA	ITALY	
53	BONELLI	Alessio	ITA	ITALY	
54	GELZINIS	Rokas	LTU	LITHUANIA	
55	NAUJOKAITIS	Aivaras	LTU	LITHUANIA	
56	SERAFINAS	Gedvinas	LTU	LITHUANIA	
57	HEIJNEN	Philip	NED	NETHERLANDS	
58	DORENBOS	Yanne	NED	NETHERLANDS	
59	WALKOWIAK	Kacper	POL	POLAND	
60	PAPIERSKI	Damian	POL	POLAND	
61	LACZKOWSKI	Cezary	POL	POLAND	
62	KUCHARSKI	Bartosz	POL	POLAND	
63	FILIPCZAK	Oskar	POL	POLAND	
64	RICHTER	Wiktor	POL	POLAND	
65	PROKOPYSZYN	Filip	POL	POLAND	
66	GALKA	Michal	POL	POLAND	
67	SZTRAUCH	Mateusz	POL	POLAND	
68	COUTO	Guillaume	POR	PORTUGAL	
69	BERSENEV	Nikita	RUS	RUSSIA	
70	BARSOV	Aleksandr	RUS	RUSSIA	
71	SMAGIN	Mihail	RUS	RUSSIA	
72	YAKOVLEV	Mikhail	RUS	RUSSIA	

21-26 August 2018

Communiqué n° 7

**Junior Men  
List of Participants**

<b>Bib</b>	<b>Name</b>		<b>Nation</b>	<b>Team</b>	<b>UCI ID</b>
73	KOMKOV	Daniil	RUS	RUSSIA	
74	BURLAKOV	Danila	RUS	RUSSIA	
75	POLOZOV	Viacheslav	RUS	RUSSIA	
76	GLADYSHEV	Ivan	RUS	RUSSIA	
77	POLUDENKO	Evgenii	RUS	RUSSIA	
78	KUBIS	Lukas	SVK	SLOVAKIA	
79	MICHALICKA	Stefan	SVK	SLOVAKIA	
80	LARRANAGA JAIO	Aitor	ESP	SPAIN	
81	URRA GARMENDIA	Aritz	ESP	SPAIN	
82	RIERA CLAR	Joan Albert	ESP	SPAIN	
83	PEREZ DIAZ	Alberto	ESP	SPAIN	
84	SERRANO RODRIGUEZ	Javier	ESP	SPAIN	
85	JIMENEZ ELIZONDO	Ekain	ESP	SPAIN	
86	EGGENBERG	Ruben	SUI	SWITZERLAND	
87	ENDER	Robin	SUI	SWITZERLAND	
88	IMBODEN	Simon	SUI	SWITZERLAND	
89	WEBER	Oliver	SUI	SWITZERLAND	
90	DE LISI	Nicolo	SUI	SWITZERLAND	
91	BIELER	Dominik	SUI	SWITZERLAND	
92	KANAKA	Oleg	UKR	UKRAINE	
93	POKOIOVYI	Nazar	UKR	UKRAINE	
94	DENESENKO	Vladyslav	UKR	UKRAINE	
95	YAKOVLEV	Mykyta	UKR	UKRAINE	

Communiqué approved by the Secretary of the Commissaires Panel

21-26 August 2018

Communiqué n° 8

**Women U23  
List of Participants**

<b>Bib</b>	<b>Name</b>		<b>Nation</b>	<b>Team</b>	<b>UCI ID</b>
1	DZEDZIKAVA	Anastasiya	BLR	BELARUS	
2	SAVENKA	Karalina	BLR	BELARUS	
3	TSEAH	Hanna	BLR	BELARUS	
4	SALAUYEVA	Aksana	BLR	BELARUS	
5	DEGRENDELE	Nicky	BEL	BELGIUM	
6	KANKOVSKA	Sara	CZE	CZECH REP.	
7	NEUMANOVA	Tereza	CZE	CZECH REP.	
8	KOHOUTKOVA	Katerina	CZE	CZECH REP.	
9	BORRAS	Marion	FRA	FRANCE	
10	COPPONI	Clara	FRA	FRANCE	
11	FORTIN	Valentine	FRA	FRANCE	
12	SUSSEMILCH	Laura	GER	GERMANY	
13	EBERT	Michaela	GER	GERMANY	
14	BRAUSSE	Franziska	GER	GERMANY	
15	TEUTENBERG	Lea Lin	GER	GERMANY	
16	STEFFEN	Hannah	GER	GERMANY	
17	DENTUS	Abigail	GBR	GREAT BRITAIN	
18	BARKER	Megan	GBR	GREAT BRITAIN	
19	RAYBOULD	Rebecca	GBR	GREAT BRITAIN	
20	TANNER	Millicent	GBR	GREAT BRITAIN	
21	ROBERTS	Jessica	GBR	GREAT BRITAIN	
22	CALLANDER	Rhona	GBR	GREAT BRITAIN	
23	HILLEARD	Georgia	GBR	GREAT BRITAIN	
24	HOLL	Jenny	GBR	GREAT BRITAIN	
25	COLLINS	Autumn	IRL	IRELAND	
26	GRIFFIN	Mia	IRL	IRELAND	
27	BISSOLATI	Elena	ITA	ITALY	
28	ALZINI	Martina	ITA	ITALY	
29	BARBIERI	Rachele	ITA	ITALY	
30	VECE	Miriam	ITA	ITALY	
31	BALSAMO	Elisa	ITA	ITALY	
32	CAVALLI	Marta	ITA	ITALY	
33	MANZONI	Gloria	ITA	ITALY	
34	PATERNOSTER	Letizia	ITA	ITALY	
35	FIDANZA	Martina	ITA	ITALY	
70	GUAZZINI	Vittoria	ITA	ITALY	

**Women U23  
List of Participants**

<b>Bib</b>	<b>Name</b>		<b>Nation</b>	<b>Team</b>	<b>UCI ID</b>
36	MAROZAITE	Migle	LTU	LITHUANIA	
37	BALEISYTE	Olivija	LTU	LITHUANIA	
38	KAZLAUSKAITE	Kristina	LTU	LITHUANIA	
39	ADEGEEST	Loes	NED	NETHERLANDS	
40	DE ZOETE	Mylene	NED	NETHERLANDS	
41	VAN HAAFTEN	Kirstie	NED	NETHERLANDS	
42	RAAIJMAKERS	Marit	NED	NETHERLANDS	
43	VAN DER PEET	Steffie	NED	NETHERLANDS	
44	GRACZEWSKA	Monika	POL	POLAND	
45	JAGODZINSKA	Julita	POL	POLAND	
46	KARWACKA	Marlena	POL	POLAND	
47	LACH	Marta	POL	POLAND	
48	HUMELT	Weronika	POL	POLAND	
49	PIKULIK	Wiktoria	POL	POLAND	
50	LIPIEJKO	Karolina	POL	POLAND	
51	TOLOMANOW	Aleksandra	POL	POLAND	
52	ROZYNSKA	Nikola	POL	POLAND	
53	MARTINS	Maria	POR	PORTUGAL	
54	SUKHAREVA	Anastasiya	RUS	RUSSIA	
55	KLIMOVA	Diana	RUS	RUSSIA	
56	STUDENIKINA	Natalia	RUS	RUSSIA	
57	ROSTOVTZEVA	Maria	RUS	RUSSIA	
58	NOVOLODSKAYA	Mariia	RUS	RUSSIA	
59	MEDVEDOVA	Tereza	SVK	SLOVAKIA	
71	MACHALKOVA	Petra	SVK	SLOVAKIA	
60	LARRARTE ARTEAGA	Eukene	ESP	SPAIN	
61	FERRERES NAVARRO	Isabel	ESP	SPAIN	
62	SEITZ	Aline	SUI	SWITZERLAND	
63	ANDRES	Michelle	SUI	SWITZERLAND	
64	METTRAUX	Lena	SUI	SWITZERLAND	
65	KLIACHINA	Oksana	UKR	UKRAINE	
66	BIRYUKOVA	Julia	UKR	UKRAINE	
67	MARTYNYUK	Daryna	UKR	UKRAINE	
68	ALIEKSIEIEVA	Viktoriia	UKR	UKRAINE	
69	FEDOTOVA	Kseniia	UKR	UKRAINE	



**Women U23  
List of Participants**

Communiqué approved by the Secretary of the Commissaires Panel \_\_\_\_\_

21-26 August 2018

Communiqué n° 9

**Men U23  
List of Participants**

<b>Bib</b>	<b>Name</b>		<b>Nation</b>	<b>Team</b>	<b>UCI ID</b>
1	STEPANYAN	Edgar	ARM	ARMENIA	
2	RITZINGER	Felix	AUT	AUSTRIA	
3	KARALIOK	Yauheni	BLR	BELARUS	
4	TSIMOSHYK	Uladzislau	BLR	BELARUS	
5	BOUSSAER	Bryan	BEL	BELGIUM	
6	GHYS	Robbe	BEL	BELGIUM	
7	DE PAUW	Ayrton	BEL	BELGIUM	
8	HESTERS	Jules	BEL	BELGIUM	
9	FANTA	Jiri	CZE	CZECH REP.	
10	JANOSEK	Jiri	CZE	CZECH REP.	
11	STIBINGR	Matej	CZE	CZECH REP.	
12	JUNEK	Josef Maxmilian	CZE	CZECH REP.	
13	CECHMAN	Martin	CZE	CZECH REP.	
14	BARTA	Tomas	CZE	CZECH REP.	
15	BABOR	Daniel	CZE	CZECH REP.	
16	COSTEPLANE	Aurelien	FRA	FRANCE	
17	LANDERNEAU	Melvin	FRA	FRANCE	
18	HELAL	Rayan	FRA	FRANCE	
19	DERACHE	Tom	FRA	FRANCE	
20	TABELLION	Valentin	FRA	FRANCE	
21	LECAMUS LAMBERT	FLORENTIN	FRA	FRANCE	
99	GRENGBO	Florian	FRA	FRANCE	
22	JURCZYK	Marc	GER	GERMANY	
23	FRAHM	Jasper	GER	GERMANY	
24	SCHMIEDEL	Sebastian	GER	GERMANY	
25	MALCHAREK	Moritz	GER	GERMANY	
26	SCHROTER	Nik	GER	GERMANY	
27	BANUSCH	Richard	GER	GERMANY	
28	GROSS	Felix	GER	GERMANY	
29	HINZE	Carl	GER	GERMANY	
30	BOSTOCK	Matthew	GBR	GREAT BRITAIN	
31	HOLT	Joe	GBR	GREAT BRITAIN	
32	WALLS	Matthew	GBR	GREAT BRITAIN	
33	JOLLIFFE	Alex	GBR	GREAT BRITAIN	
34	HAYTER	Ethan	GBR	GREAT BRITAIN	
35	STEWART	Lewis	GBR	GREAT BRITAIN	

21-26 August 2018

Communiqué n° 9

**Men U23**  
**List of Participants**

<b>Bib</b>	<b>Name</b>		<b>Nation</b>	<b>Team</b>	<b>UCI ID</b>
36	BRITTON	Rhys	GBR	GREAT BRITAIN	
37	WRIGHT	Fred	GBR	GREAT BRITAIN	
38	TURNBULL	Hamish	GBR	GREAT BRITAIN	
39	CHRISTAKOS	Dimitrios	GRE	GREECE	
40	FILUTAS	Viktor	HUN	HUNGARY	
41	ZATHURECZKY	Mark	HUN	HUNGARY	
42	OROSZ	Gergo	HUN	HUNGARY	
43	MOLNAR	Gabor	HUN	HUNGARY	
44	RYAN	Fintan	IRL	IRELAND	
45	w MURPHY	Jb	IRL	IRELAND	
46	YOUNG	Xeno	IRL	IRELAND	
47	PLEBANI	Davide	ITA	ITALY	
48	VIVIANI	Attilio	ITA	ITALY	
49	MORO	Stefano	ITA	ITALY	
50	GIORDANI	Carloalberto	ITA	ITALY	
51	DONEGA	Matteo	ITA	ITALY	
52	KONYCHEV	Alexander	ITA	ITALY	
53	GOZZI	Nicolo	ITA	ITALY	
54	MASOTTO	Giulio	ITA	ITALY	
55	HABETS	Stephan	NED	NETHERLANDS	
56	KOOISTRA	Marten	NED	NETHERLANDS	
57	VAN DER WIJST	Koen	NED	NETHERLANDS	
58	OTTEVANGER	Bas	NED	NETHERLANDS	
59	STANISZEWSKI	Daniel	POL	POLAND	
60	SLAWEK	Damian	POL	POLAND	
61	LEWANDOWSKI	Michal	POL	POLAND	
62	KAISER	Adrian	POL	POLAND	
63	MILEK	Mateusz	POL	POLAND	
64	KRAWCZYK	Szymon	POL	POLAND	
65	RUDYK	Bartosz	POL	POLAND	
66	CZUBAK	Dawid	POL	POLAND	
67	KOWAL	Lukasz	POL	POLAND	
68	ROCHNA	Daniel	POL	POLAND	
69	DO REGO PEREIRA	Miguel Angelo	POR	PORTUGAL	
70	TABOLIN	Sergey	RUS	RUSSIA	
71	VASIUKHNO	Alexandr	RUS	RUSSIA	

21-26 August 2018

Communiqué n° 9

**Men U23  
List of Participants**

<b>Bib</b>	<b>Name</b>		<b>Nation</b>	<b>Team</b>	<b>UCI ID</b>
72	w ROSTOVTSEV	Sergei	RUS	RUSSIA	
73	BOBRAKOV	Evgenii	RUS	RUSSIA	
74	SMIRNOV	Alexandr	RUS	RUSSIA	
75	ROSTOV	Pavel	RUS	RUSSIA	
76	SMIRNOV	Ivan	RUS	RUSSIA	
77	MUKHOMEDIAROV	Dmitrii	RUS	RUSSIA	
78	GONOV	Lev	RUS	RUSSIA	
79	SYRITSA	Gleb	RUS	RUSSIA	
80	PERSON	Tomas	SVK	SLOVAKIA	
81	CHREN	Martin	SVK	SLOVAKIA	
82	BUADES FERRIOL	Marc	ESP	SPAIN	
83	ETXABE CASTILLO	Gorka	ESP	SPAIN	
84	GARIKANO LOPETEGI	Luis Mari	ESP	SPAIN	
85	MARTINEZ CHORRO	Alejandro	ESP	SPAIN	
86	BENNASSAR ROSSELLO	Joan Marti	ESP	SPAIN	
87	IRIBAR JAUREGI	Unai	ESP	SPAIN	
88	JOHANSSON	Gustav	SWE	SWEDEN	
89	SELENATI	Nico	SUI	SWITZERLAND	
90	RUEGG	Lukas	SUI	SWITZERLAND	
91	FROSSARD	Marc	SUI	SWITZERLAND	
92	BISSEGGGER	Stefan	SUI	SWITZERLAND	
93	FROIDEVAUX	Robin	SUI	SWITZERLAND	
94	THIEBAUD	Valere	SUI	SWITZERLAND	
95	VOGEL	Alex	SUI	SWITZERLAND	
96	SHEVCHUK	Taras	UKR	UKRAINE	
97	SHCHERBAN	Vladyslav	UKR	UKRAINE	
98	KRYVYCH	Oleksandr	UKR	UKRAINE	

Communiqué approved by the Secretary of the Commissaires Panel

## Competition Schedule - Day 1

### DAY-1 Tuesday 21 August

10:00 - 13:47	Women	Junior	Team Sprint	Qualifying	10
	Men	Junior	Team Sprint	Qualifying	11
	Women	Under 23	Individual Pursuit	Qualifying	50
	Men	Under 23	Individual Pursuit	Qualifying	65
	Women	Junior	Team Pursuit	Qualifying	38
	Men	Junior	Team Pursuit	Qualifying	53
16:30 - 19:41	Men	Junior	Team Sprint	First Round	11
	<b>Women</b>	<b>Under 23</b>	<b>Elimination Race</b>	<b>Final</b>	<b>20</b>
	<b>Men</b>	<b>Under 23</b>	<b>Elimination Race</b>	<b>Final</b>	<b>20</b>
	<b>Women</b>	<b>Under 23</b>	<b>Elimination Race</b>	<b>Victory Ceremony</b>	<b>8</b>
	<b>Men</b>	<b>Under 23</b>	<b>Elimination Race</b>	<b>Victory Ceremony</b>	<b>8</b>
	<b>Women</b>	<b>Under 23</b>	<b>Individual Pursuit</b>	<b>Finals 3rd-4th places and 1st-2nd places</b>	<b>11</b>
	<b>Men</b>	<b>Under 23</b>	<b>Individual Pursuit</b>	<b>Finals 3rd-4th places and 1st-2nd places</b>	<b>13</b>
	<b>Women</b>	<b>Under 23</b>	<b>Individual Pursuit</b>	<b>Victory Ceremony</b>	<b>8</b>
	<b>Men</b>	<b>Under 23</b>	<b>Individual Pursuit</b>	<b>Victory Ceremony</b>	<b>8</b>
	<b>Women</b>	<b>Junior</b>	<b>Scratch Race</b>	<b>Final 7.6 km (38 laps)</b>	<b>20</b>
	<b>Men</b>	<b>Junior</b>	<b>Scratch Race</b>	<b>Final 10 km (50 laps)</b>	<b>20</b>
	<b>Women</b>	<b>Junior</b>	<b>Scratch Race</b>	<b>Victory Ceremony</b>	<b>8</b>
	<b>Men</b>	<b>Junior</b>	<b>Scratch Race</b>	<b>Victory Ceremony</b>	<b>8</b>
	<b>Women</b>	<b>Junior</b>	<b>Team Sprint</b>	<b>Finals 1st-2nd places</b>	<b>4</b>
	<b>Men</b>	<b>Junior</b>	<b>Team Sprint</b>	<b>Finals 3rd-4th places and 1st-2nd places</b>	<b>8</b>
	<b>Women</b>	<b>Junior</b>	<b>Team Sprint</b>	<b>Victory Ceremony</b>	<b>8</b>
<b>Men</b>	<b>Junior</b>	<b>Team Sprint</b>	<b>Victory Ceremony</b>	<b>8</b>	

## Competition Schedule - Day 2

DAY-2	Wednesday 22 August				
09:30 - 10:00	Men	Under 23	Scratch Race	Qualifying heats-10 km (50 laps) 9+8 to qualify	30
10.00 - 13.05	Women	Under 23	Team Sprint	Qualifying	10
	Men	Under 23	Team Sprint	Qualifying	21
	Women	Junior	Sprint	Qualifying (8 qualif.)	12
	Women	Junior	Team Pursuit	First round	21
	Men	Junior	Team Pursuit	First round	26
	Women	Under 23	Team Pursuit	Qualifying	45
	Men	Under 23	Team Pursuit	Qualifying	50
	15:30 - 20:36	Men	Under 23	Team Sprint	First Round
<b>Men</b>		<b>Junior</b>	<b>1km Time Trial</b>	<b>Final</b>	<b>55</b>
Women		Junior	Sprint	1/4 finals 1st heat	16
<b>Men</b>		<b>Junior</b>	<b>1km Time Trial</b>	<b>Victory Ceremony</b>	<b>8</b>
<b>Women</b>		<b>Junior</b>	<b>Team Pursuit</b>	<b>Finals 3rd-4th places and 1st-2nd places</b>	<b>15</b>
<b>Men</b>		<b>Junior</b>	<b>Team Pursuit</b>	<b>Finals 3rd-4th places and 1st-2nd places</b>	<b>14</b>
Women		Junior	Sprint	1/4 finals 2nd heat	16
<b>Women</b>		<b>Junior</b>	<b>Team Pursuit</b>	<b>Victory Ceremony</b>	<b>12</b>
<b>Men</b>		<b>Junior</b>	<b>Team Pursuit</b>	<b>Victory Ceremony</b>	<b>12</b>
Women		Junior	Sprint	1/4 finals decider	4
<b>Women</b>		<b>Under 23</b>	<b>Scratch Race</b>	<b>Final 10 km (50 laps)</b>	<b>15</b>
<b>Men</b>		<b>Under 23</b>	<b>Scratch Race</b>	<b>Final 15 km (75 laps)</b>	<b>20</b>
<b>Women</b>		<b>Under 23</b>	<b>Scratch Race</b>	<b>Victory Ceremony</b>	<b>8</b>
<b>Men</b>		<b>Under 23</b>	<b>Scratch Race</b>	<b>Victory Ceremony</b>	<b>8</b>
<b>Women</b>		<b>Junior</b>	<b>Elimination race</b>	<b>Final</b>	<b>20</b>
<b>Men</b>		<b>Junior</b>	<b>Elimination Race</b>	<b>Final</b>	<b>20</b>
<b>Women</b>		<b>Junior</b>	<b>Elimination race</b>	<b>Victory Ceremony</b>	<b>8</b>
<b>Men</b>		<b>Junior</b>	<b>Elimination Race</b>	<b>Victory Ceremony</b>	<b>8</b>
<b>Women</b>		<b>Under 23</b>	<b>Team Sprint</b>	<b>Finals 1st-2nd places</b>	<b>4</b>
<b>Men</b>		<b>Under 23</b>	<b>Team Sprint</b>	<b>Finals 3rd-4th places and 1st-2nd places</b>	<b>8</b>
<b>Women</b>	<b>Under 23</b>	<b>Team Sprint</b>	<b>Victory Ceremony</b>	<b>12</b>	
<b>Men</b>	<b>Under 23</b>	<b>Team Sprint</b>	<b>Victory Ceremony</b>	<b>12</b>	

21-26 August 2018

Communiqué no. 12

## Competition Schedule - Day 3

DAY-3	Thursday 23 August					
10:00 - 14:03	Men	Junior	Sprint	Qualifying (16 qualif.)	30	
	Women	Under 23	Sprint	Qualifying (12 qualif. 4 best times will go directly to 1/4 finals). The rest will contest the 1/8 finals)	18	
	Men	Junior	Individual Pursuit	Qualifying	55	
	Women	Junior	Individual Pursuit	Qualifying	40	
	Women	Under 23	Team Pursuit	First round	30	
	Men	Under 23	Team Pursuit	First round	28	
	Women	Under 23	Sprint	1/8 finals (4 heats X 2 riders)	14	
	Men	Junior	Sprint	1/8 finals	28	
16:30 - 20:52	Women	Junior	Sprint	Semi-final 1st heat	8	
	Women	Under 23	Sprint	1/4 finals 1st heat	16	
	Men	Junior	Sprint	1/4 finals 1st heat	16	
	Women	Junior	Sprint	Semi-final 2nd heat	8	
	Women	Under 23	Sprint	1/4 finals 2nd heat	16	
	Men	Junior	Sprint	1/4 finals 2nd heat	16	
	Women	Junior	Sprint	Semi-final decider	4	
	Women	Under 23	Sprint	1/4 finals decider	4	
	Men	Junior	Sprint	1/4 finals decider	4	
	<b>Men</b>	<b>Under 23</b>	<b>1km Time Trial</b>	<b>Final</b>	<b>45</b>	
	<b>Women</b>	<b>Junior</b>	<b>Individual Pursuit</b>	<b>Finals 3rd-4th places and 1st-2nd places</b>	<b>10</b>	
	<b>Men</b>	<b>Junior</b>	<b>Individual Pursuit</b>	<b>Finals 3rd-4th places and 1st-2nd places</b>	<b>11</b>	
	<b>Men</b>	<b>Under 23</b>	<b>1km Time Trial</b>	<b>Victory Ceremony</b>	<b>8</b>	
	<b>Women</b>	<b>Junior</b>	<b>Individual Pursuit</b>	<b>Victory Ceremony</b>	<b>8</b>	
	<b>Men</b>	<b>Junior</b>	<b>Individual Pursuit</b>	<b>Victory Ceremony</b>	<b>8</b>	
	<b>Women</b>	<b>Junior</b>	<b>Sprint</b>	<b>Finals 1st heat</b>	<b>8</b>	
	<b>Women</b>	<b>Under 23</b>	<b>Team Pursuit</b>	<b>Finals 3rd-4th places and 1st-2nd places</b>	<b>14</b>	
	<b>Men</b>	<b>Under 23</b>	<b>Team Pursuit</b>	<b>Finals 3rd-4th places and 1st-2nd places</b>	<b>14</b>	
	<b>Women</b>	<b>Junior</b>	<b>Sprint</b>	<b>Finals 2nd heat</b>	<b>8</b>	
	<b>Women</b>	<b>Under 23</b>	<b>Team Pursuit</b>	<b>Victory Ceremony</b>	<b>12</b>	
	<b>Men</b>	<b>Under 23</b>	<b>Team Pursuit</b>	<b>Victory Ceremony</b>	<b>12</b>	
	<b>Women</b>	<b>Junior</b>	<b>Sprint</b>	<b>Finals decider</b>	<b>4</b>	
	<b>Women</b>	<b>Junior</b>	<b>Sprint</b>	<b>Victory Ceremony</b>	<b>8</b>	

## Competition Schedule - Day 4

### DAY-4 Friday 24 August

10:00 - 12:33	Men	Under 23	Sprint	Qualifying (16 qualif.)	36	
	Women	Junior	Omnium - race I	Scratch Race 5 km (25 laps)	10	
	Men	Junior	Omnium - race I	Scratch Race 7,6 km (38 laps)	15	
	Men	Under 23	Sprint	1/8 finals	28	
	Women	Junior	Omnium - race II	Tempo Race 5 km (25 laps)	10	
	Men	Under 23	Sprint	1/4 finals 1st heat	14	
	Men	Junior	Omnium - race II	Tempo Race 7,6 km (38 laps)	12	
	Men	Under 23	Sprint	1/4 finals 2nd heat	14	
	pause				10	
	Men	Under 23	Sprint	1/4 finals decider	4	
	15:30 - 20:47	Women	Junior	Omnium - race III	Elimination Race	18
		Men	Junior	Omnium - race III	Elimination Race	18
		Men	Junior	Sprint	Semi-final 1st heat	7
Women		Under 23	Sprint	Semi-final 1st heat	7	
<b>Women</b>		<b>Junior</b>	<b>500m Time Trial</b>	<b>Final</b>	<b>23</b>	
Men		Junior	Sprint	Semi-final 2nd heat	7	
Women		Under 23	Sprint	Semi-final 2nd heat	7	
<b>Women</b>		<b>Junior</b>	<b>500m Time Trial</b>	<b>Victory Ceremony</b>	<b>8</b>	
Men		Junior	Sprint	Semi-final decider	4	
Women		Under 23	Sprint	Semi-final decider	4	
<b>Women</b>		<b>Under 23</b>	<b>Points Race</b>	<b>Final 24 km (120 laps - 12 sprints)</b>	<b>30</b>	
<b>Men</b>		<b>Junior</b>	<b>Sprint</b>	<b>Finals 1st heat</b>	<b>7</b>	
<b>Women</b>		<b>Under 23</b>	<b>Sprint</b>	<b>Finals 1st heat</b>	<b>7</b>	
<b>Men</b>		<b>Under 23</b>	<b>Points Race</b>	<b>Final 40km (200 laps - 20 sprints)</b>	<b>50</b>	
<b>Men</b>		<b>Junior</b>	<b>Sprint</b>	<b>Finals 2nd heat</b>	<b>7</b>	
<b>Women</b>		<b>Under 23</b>	<b>Sprint</b>	<b>Finals 2nd heat</b>	<b>7</b>	
<b>Women</b>		<b>Under 23</b>	<b>Points Race</b>	<b>Victory Ceremony</b>	<b>8</b>	
<b>Men</b>		<b>Under 23</b>	<b>Points Race</b>	<b>Victory Ceremony</b>	<b>8</b>	
<b>Men</b>		<b>Junior</b>	<b>Sprint</b>	<b>Finals decider</b>	<b>4</b>	
<b>Women</b>		<b>Under 23</b>	<b>Sprint</b>	<b>Finals decider</b>	<b>4</b>	
<b>Men</b>		<b>Junior</b>	<b>Sprint</b>	<b>Victory Ceremony</b>	<b>8</b>	
<b>Women</b>		<b>Under 23</b>	<b>Sprint</b>	<b>Victory Ceremony</b>	<b>8</b>	
<b>Women</b>		<b>Junior</b>	<b>Omnium - race IV</b>	<b>Points race 14 km (70 laps - 7 sprints)</b>	<b>25</b>	
<b>Men</b>		<b>Junior</b>	<b>Omnium - race IV</b>	<b>Points race 20 km (100 laps - 10 sprints)</b>	<b>25</b>	
<b>Women</b>		<b>Junior</b>	<b>Omnium</b>	<b>Victory Ceremony</b>	<b>8</b>	
<b>Men</b>		<b>Junior</b>	<b>Omnium</b>	<b>Victory Ceremony</b>	<b>8</b>	

**NOTE:** No qualification heats for Men's U23 Points Race. It will be a straight final during the afternoon session as scheduled.



## Competition Schedule - Day 5

### DAY-5 Saturday 25 August

10:00 - 12:14	Women	Under 23	Omnium- race I	Scratch Race 7,6 km (38 laps)	20
	Men	Under 23	Omnium-race I	Scratch Race 10 km (50 laps)	23
	Women	Junior	Keirin	1st round (2 heats: first 3 to final 1-6, others to final 7-9)	9
	Men	Junior	Keirin	1st round (4 heats= first 2 to 1/2-final, others to rep.)	18
	Women	Under 23	Omnium-race II	Tempo Race 7,6 km (38 laps)	12
	Men	Under 23	Omnium-race II	Tempo Race 10 km (50 laps)	15
	Men	Junior	Keirin	1st round repechages (2 heats, first 2 to 1/2-final)	9
	<b>Women</b>	<b>Under 23</b>	<b>500m TT</b>	<b>Final</b>	<b>20</b>
	<b>Women</b>	<b>Under 23</b>	<b>500m TT</b>	<b>Victory Ceremony</b>	<b>8</b>
	16.00 - 20.43	Women	Under 23	Omnium-race III	Elimination Race
Men		Under 23	Sprint	Semi-final 1st heat	8
Men		Under 23	Omnium-race III	Elimination Race	18
Men		Under 23	Sprint	Semi-final 2nd heat	8
Men		Junior	Keirin	Semi-final	8
Men		Under 23	Sprint	Semi-final decider	4
<b>Women</b>		<b>Junior</b>	<b>Points Race</b>	<b>Final 20 km (100 laps - 10 sprints)</b>	<b>30</b>
<b>Men</b>		<b>Under 23</b>	<b>Sprint</b>	<b>Finals 1st heat</b>	<b>8</b>
<b>Men</b>		<b>Junior</b>	<b>Points Race</b>	<b>Final 24 km (120 laps - 12 sprints)</b>	<b>40</b>
<b>Men</b>		<b>Under 23</b>	<b>Sprint</b>	<b>Finals 2nd heat</b>	<b>8</b>
<b>Women</b>		<b>Junior</b>	<b>Points Race</b>	<b>Victory Ceremony</b>	<b>8</b>
<b>Men</b>		<b>Junior</b>	<b>Points Race</b>	<b>Victory Ceremony</b>	<b>8</b>
<b>Men</b>		<b>Under 23</b>	<b>Sprint</b>	<b>Finals decider</b>	<b>4</b>
<b>Women</b>		<b>Junior</b>	<b>Keirin</b>	<b>Finals 7-9 and 1-6 places</b>	<b>8</b>
<b>Men</b>		<b>Junior</b>	<b>Keirin</b>	<b>Finals 7-12 and 1-6 places</b>	<b>8</b>
<b>Men</b>		<b>Under 23</b>	<b>Sprint</b>	<b>Victory Ceremony</b>	<b>8</b>
<b>Women</b>		<b>Junior</b>	<b>Keirin</b>	<b>Victory Ceremony</b>	<b>8</b>
<b>Men</b>		<b>Junior</b>	<b>Keirin</b>	<b>Victory Ceremony</b>	<b>8</b>
<b>Women</b>	<b>Under 23</b>	<b>Omnium-race IV</b>	<b>Points race 20 km (100 laps - 10 sprints)</b>	<b>25</b>	
<b>Men</b>	<b>Under 23</b>	<b>Omnium-race IV</b>	<b>Points race 24 km (120 laps - 12 sprints)</b>	<b>32</b>	
<b>Women</b>	<b>Under 23</b>	<b>Omnium</b>	<b>Victory Ceremony</b>	<b>8</b>	
<b>Men</b>	<b>Under 23</b>	<b>Omnium</b>	<b>Victory Ceremony</b>	<b>8</b>	

**NOTE: No qualification heats for Men's U23 Omnium.**

21-26 August 2018

Communiqué no. 15

## Competition Schedule - Day 6

### DAY-6 Sunday 26 August

10:00 - 11:11	Women	Under 23	Keirin	1st round (2 heats: first 3 to final 1-6, others to final 7-12)	8
	Men	Under 23	Keirin	1st round (3 heats: first 2 to semi-final, others to repechages)	12
	<b>Women</b>	<b>Junior</b>	<b>Madison</b>	<b>Final 20 km (100 laps - 10 sprints)</b>	<b>35</b>
	Men	Under 23	Keirin	1st round repechages (2 heats, first 3 to semi-final)	8
	<b>Women</b>	<b>Junior</b>	<b>Madison</b>	<b>Victory Ceremony</b>	<b>8</b>
13.30 - 16.39	Men	Under 23	Keirin	Semi-final	8
	<b>Men</b>	<b>Junior</b>	<b>Madison</b>	<b>Final 28 km (140 laps - 14 sprints)</b>	<b>40</b>
	<b>Women</b>	<b>Under 23</b>	<b>Keirin</b>	<b>Finals 7-12 and 1-6 places</b>	<b>8</b>
	<b>Men</b>	<b>Under 23</b>	<b>Keirin</b>	<b>Finals 7-12 and 1-6 places</b>	<b>8</b>
	<b>Men</b>	<b>Junior</b>	<b>Madison</b>	<b>Victory Ceremony</b>	<b>8</b>
	<b>Women</b>	<b>Under 23</b>	<b>Keirin</b>	<b>Victory Ceremony</b>	<b>8</b>
	<b>Men</b>	<b>Under 23</b>	<b>Keirin</b>	<b>Victory Ceremony</b>	<b>8</b>
	<b>Women</b>	<b>U23</b>	<b>Madison</b>	<b>Final 28 km (140 laps - 14 sprints)</b>	<b>35</b>
	<b>Men</b>	<b>U23</b>	<b>Madison</b>	<b>Final 40 km (200 laps - 20 sprints)</b>	<b>50</b>
	<b>Women</b>	<b>U23</b>	<b>Madison</b>	<b>Victory Ceremony</b>	<b>8</b>
<b>Men</b>	<b>U23</b>	<b>Madison</b>	<b>Victory Ceremony</b>	<b>8</b>	

21-26 August 2018

Communiqué no. 16

DAY 1  
Tuesday, 21 August

**DECISIONS / DECISIONS**

**ELIMINATION WOMEN UNDER23**

Rider #2 ZAVENKA Karalina (BLR) placed according to Art. 3.2.226

Coureur #2 ZAVENKA Karalina (BLR) placé conformément à l'Art. 3.2.226

THE COLLEGE OF COMMISSAIRES / LE COLLÈGE DES COMMISSAIRES

Page 1/1

21-26 August 2018

Communiqué no. 17

**DAY 2**  
**Wednesday, 22 August**

**DECISIONS / DECISIONS**

**SPRINT (1/4 Finals) WOMEN JUNIOR**

RELEGATION for rider # 9 JABORNIKOVA Veronika (CZE) for entering the sprinters lane when the opponent was already there.

DECLASSEMENT du coureur # 9 JABORNIKOVA Veronika (CZE) pour être entré dans le couloir des sprinters alors que son adversaire s'y trouvait déjà.

**ELIMINATION MEN JUNIOR**

Rider #24 BRULE Louis (CZE) placed according to Art. 3.2.226

Coureur #24 BRULE Louis (CZE) placé conformément à l'Art. 3.2.226

THE COLLEGE OF COMMISSAIRES / LE COLLÈGE DES COMMISSAIRES

21-26 August 2018

Communiqué no. 18

**DAY 3**  
**Thursday, 23 August**

**DECISIONS / DECISIONS**

**SPRINT (1/8 Finals) WOMEN JUNIOR**

Rider #33 MANZONI Gloria (ITA) has a unrecognized mishap according to Art. 3.2.021

Coureur #33 MANZONI Gloria (ITA) a un accident non reconnu conformément à l'Art. 3.2.021

THE COLLEGE OF COMMISSAIRES / LE COLLÈGE DES COMMISSAIRES

Page 1/1

21-26 August 2018

Communiqué no. 19

**DAY 4**  
**Friday, 24 August**

**DECISIONS / DECISIONS**

**OMNIUM II Tempo Race WOMEN JUNIOR**

WARNING for rider # 45 MALKOVA Daria (RUS) for dangerous riding during the race.

AVERTISSEMENT du coureur # 45 MALKOVA Daria (RUS) pour manœuvre dangereuse au cours de l'épreuve.

**SPRINT (Final) WOMEN UNDER23**

Rider #36 MAROZAITE Migle (LTU) for deliberately riding on the blue band during the race.

Coureur #36 MAROZAITE Migle (LTU) pour passage volontaire sur la cote d'azur au cours de l'épreuve.

**SPRINT (Final) MEN JUNIOR**

Rider #23 GRENGBO Florian (FRA) for not having held his line during the last 200m of the race.

Coureur #23 GRENGBO Florian (FRA) pour avoir quitté sa ligne pendant le sprint final.

**OMNIUM IV Point Race MEN JUNIOR**

Rider #9 VAN DEN BOSSCHE Fabio (BEL) for entering the sprinters lane when the opponent was already there.

Coureur #9 VAN DEN BOSSCHE Fabio (BEL) pour être entré dans le couloir des sprinters alors que son adversaire s'y trouvait déjà.

THE COLLEGE OF COMMISSAIRES / LE COLLÈGE DES COMMISSAIRES

Page 1/1

DAY 5  
Saturday, 25 August

**DECISIONS / DECISIONS**

**OMNIUM I Scratch Race MEN UNDER23**

Team Manager of Hungaria National Team (IBOLYA PATAKI) fine of CHF 100,- for being late at the start.

Art. 12.1.040 – 28

Team Manager de l'équipe nationale de Hungaria (IBOLYA PATAKI): amende de CHF 100.- pour retard au départ.

Art. 12.1.040 - 28

**OMNIUM III Elimination MEN UNDER23**

ELIMINATION for rider #97 SHCHERBAN Vladyslav (UKR) for dangerous riding during the race in sprint 6.

ELIMINATION pour le coureur #97 SHCHERBAN Vladyslav (UKR) pour manœuvre dangereuse au cours de l'épreuve in sprint 6.

WARNING for rider # 72 ROSTOVTEV Sergei (RUS) for dangerous riding during the race.

AVERTISSEMENT du coureur # 72 ROSTOVTEV Sergei (RUS) pour manœuvre dangereuse au cours de l'épreuve.

WARNING for rider #45 MURPHY Jb (IRL) for dangerous riding during the race.

AVERTISSEMENT du coureur #45 MURPHY Jb (IRL) pour manœuvre dangereuse au cours de l'épreuve.

**OMNIUM IV Point Race MEN UNDER23**

WARNING for rider #60 SLAWEK Damian (POL) for dangerous riding during the race.

AVERTISSEMENT du coureur #60 SLAWEK Damian (POL) pour manœuvre dangereuse au cours de l'épreuve.

21-26 August 2018

Communiqué no. 21

**DAY 6**  
**Sunday, 26 August**

**DECISIONS / DECISIONS**

**MADISON WOMEN JUNIOR**

WARNING for team #5 BELARUS for dangerous riding during the race.

AVERTISSEMENT pour l'équipe #5 BELARUS pour manœuvre dangereuse au cours de l'épreuve.

DISQUALIFICATION for team #5 BELARUS for dangerous riding during the race.

DISQUALIFICATION pour l'équipe #5 BELARUS pour manœuvre dangereuse au cours de l'épreuve.

**KEIRIN Semifinal MEN UNDER23**

RELEGATION for rider #17 LANDERNEAU Melvin (FRA) for entering the sprinters lane when the opponent was already there.

DECLASSEMENT pour le coureur #17 LANDERNEAU Melvin (FRA) être entré dans le couloir des sprinters alors que son adversaire s'y trouvait déjà.

**MADISON MEN JUNIOR**

WARNING for team #9 ITALY for dangerous riding during the race.

AVERTISSEMENT pour l'équipe #9 ITALY pour manœuvre dangereuse au cours de l'épreuve.

WARNING for team #12 SWITZERLAND for deliberate and flagrant fault.

AVERTISSEMENT pour l'équipe #12 SWITZERLAND pour faute flagrante et volotaire.

WARNING for team #3 UKRAINE for deliberate and flagrant fault.

AVERTISSEMENT pour l'équipe #3 UKRAINE pour faute flagrante et volotaire.



DISQUALIFICATION for team #3 UKRAINE for deliberate and flagrant fault.

DISQUALIFICATION pour l'équipe #3 UKRAINE pour faute flagrante et volotaire.

### **MADISON WOMEN UNDER23**

WARNING for team #10 POLAND for dangerous riding during the race.

AVERTISSEMENT pour l'équipe #10 POLAND pour manœuvre dangereuse au cours de l'épreuve.

WARNING for team #3 NETHERLANDS for deliberate and flagrant fault.

AVERTISSEMENT pour l'équipe #3 NETHERLANDS pour faute flagrante et volotaire.

### **MADISON MEN UNDER23**

WARNING for team #8 NETHERLANDS for incorrect behaviour.

AVERTISSEMENT pour l'équipe #8 NETHERLANDS pour comportement incorrect.

WARNING for team #13 SWITZERLAND for not having held his line during the last 200 meters.

AVERTISSEMENT pour le coureur #13 SWITZERLAND pour ne pas avoir tenu sa ligne dans les 200 derniers mètres de l'épreuve.

WARNING for team #6 GREAT BRITAIN for dangerous riding during the race.

AVERTISSEMENT pour l'équipe #6 GREAT BRITAIN pour manœuvre dangereuse au cours de l'épreuve.

THE COLLEGE OF COMMISSAIRES / LE COLLÈGE DES COMMISSAIRES

Page 1/1

21-26 August 2018

Communiqué no. 22

**MEDALLISTS BY EVENT / MÉDAILLÉS PAR ÉPREUVE**  
AFTER XX OF 44 EVENTS

Event Name	Date	Medal	Name	Country
Under 23 Women's Elimination Race	21 AUG 2018	GOLD	PATERNOSTER Letizia	ITALY
		SILVER	COPPONI Clara	FRANCE
		BRONZE	DE ZOETE Mylene	NETHERLANDS
Under 23 Men's Elimination Race	21 AUG 2018	GOLD	HESTERS Jules	BELGIUM
		SILVER	SMIRNOV Alexandr	RUSSIA
		BRONZE	KARALIOK Yauheni	BELARUS
Under 23 Women's Individual Pursuit	21 AUG 2018	GOLD	CAVALLI Marta	ITALY
		SILVER	ALZINI Martina	ITALY
		BRONZE	STUDENIKINA Natalia	RUSSIA
Under 23 Men's Individual Pursuit	21 AUG 2018	GOLD	GROSS Felix	GERMANY
		SILVER	SMIRNOV Ivan	RUSSIA
		BRONZE	BISSEGGGER Stefan	SWITZERLAND
Junior Women's Scratch Race	21 AUG 2018	GOLD	SCARSI Gloria	ITALY
		SILVER	BOSSUYT Shari	BELGIUM
		BRONZE	LUKASHENKO Anastasia	RUSSIA
Junior Men's Scratch Race	21 AUG 2018	GOLD	SENNAME Arthur	BELGIUM
		SILVER	PROKOPYSZYN Filip	POLAND
		BRONZE	KARATSIVIS Panagiotis	GREECE
Junior Women's Team Sprint	21 AUG 2018	GOLD	ANDREEVA Kseniia TYSHENKO Yana DOZHDEVA Anna	RUSSIA
		SILVER	ŠUMSKYTĖ Viktorija SAVIČIŪTĖ Arune	LITHUANIA
		BRONZE	PETRI Paulina SIBIAK Nikola	POLAND
Junior Men's Team Sprint	21 AUG 2018	GOLD	Burlakov Danila KOMKOV Daniil GLADYSHEV Ivan SMAGIN Mikhail	RUSSIA
		SILVER	THICOT Jordy Allan RENVOISE Titouan YON Vincent	FRANCIA
		BRONZE	LACZKOWSKI Cezary FILIPCZAK Oskar SZTRAUCH Mateusz KUCHARSKI Bartosz	POLAND
Junior Men's 1km Time Trial	22 AUG 2018	GOLD	ŠTASTNÝJajub	CZECH REP.
		SILVER	RENVOISE Titouan	FRANCE
		BRONZE	PROKOPYSZYN Filip	POLAND
Junior Women's Team Pursuit	22 AUG 2018	GOLD	ZANARDI Silvia SCARSI Gloria CATARSI Giorgia COLLINELLI Sofia ALESSIO Camilla	ITALY
		SILVER	MINASIAN Karine MALKOVA Daria MILIAEVA Mariia GAREEVA Aigul	RUSSIA
		BRONZE	BAUERNFEIND Ricarda REISSNER Lena Charlotte STERN Friederike SMEKAL Finja	GERMANY
Junior Men's Team Pursuit	22 AUG 2018	GOLD	WALKOWIAK Kacper PAPIERSKI Damian RICHTER Wiktor GALKA Michal	POLAND
		SILVER	MANFREDI Samuele BONELLI Alessio BOSCARO Davide NENCINI Tommaso	ITALY
		BRONZE	GEHRMANN Max DIK Calvin PETER Jannis BUCK-GRAMCKO Tobias	GERMANY

21-26 August 2018

Communiqué no. 22

**MEDALLISTS BY EVENT / MÉDAILLÉS PAR ÉPREUVE**  
AFTER 44 OF 44 EVENTS

Under 23 Women's Scratch Race	22 AUG 2018	GOLD	VAN HAAFTEN Kirstie	NETHERLANDS
		SILVER	RAYBOULD Rebecca	GREAT BRITAIN
		BRONZE	MARTINS Maria	PORTUGAL
Under 23 Men's Scratch Race	22 AUG 2018	GOLD	WALLS Matthew	GREAT BRITAIN
		SILVER	SELENATI Nico	SWITZERLAND
		BRONZE	KOOISTRA Marten	NETHERLANDS
Junior Women's Elimination Race	22 AUG 2018	GOLD	SCARSI Gloria	ITALY
		SILVER	BOSSUYT Shari	BELGIUM
		BRONZE	JASKULSKA Marta	POLAND
Junior Men's Elimination Race	22 AUG 2018	GOLD	FRETIN Milan	BELGIUM
		SILVER	MAZUR Dzianis	BELARUS
		BRONZE	BRULE Louis	FRANCE
Under 23 Women's Team Sprint	22 AUG 2018	GOLD	JAGODZINSKA Julita KARWACKA Marlena	POLAND
		SILVER	VECE Miriam MANZONI Gloria FIDANZA Martina	ITALY
		BRONZE	TANNER Millicent HILLEARD Georgia	GREAT BRITAIN
Under 23 Men's Team Sprint	22 AUG 2018	GOLD	LANDERNEAU Melvin HELAL Rayan GRENGBO Florian	FRANCE
		SILVER	TABOLIN Sergey BOBRAKOV Evgenii VASIUKHNO Alexandr	RUSSIA
		BRONZE	JURCZYK Marc SCHROTER Nik HINZE Carl	GERMANY
Under 23 Men's 1km TT	23 AUG 2018	GOLD	VASIUKHNO Alexander	RUSSIA
		SILVER	JURCZYK Marc	GERMANY
		BRONZE	DE PAUW Ayrton	BELGIUM
Junior Women's Individual Pursuit	23 AUG 2018	GOLD	GUZZINI Vittoria	ITALY
		SILVER	GILLESPIE Iara	IRELAND
		BRONZE	COLLINELLI Sofia	ITALY
Junior Men's Individual Pursuit	23 AUG 2018	GOLD	MANFREDI Samuele	ITALY
		SILVER	KARATSIVIS Panagiotis	GREECE
		BRONZE	BERSENEV Nikita	RUSSIA
Under 23 Women's Team Pursuit	23 AUG 2018	GOLD	ALZINI Martina BALSAMO Elisa CAVALLI Marta PATERNOSTER Letizia GUZZINI Vittoria	ITALY
		SILVER	BARKER Megan RAYBOULD Rebecca ROBERTS Jessica HOLL Jenny DENTUS Abigail	GREAT BRITAIN
		BRONZE	SUSSEMILCH Laura EBERT Michaela BRAUSSE Franziska TEUTENBERG Lea Lin	GERMANY
Under 23 Men's Team Pursuit	23 AUG 2018	GOLD	BOSTOCK Matthew HOLT Joe WALLS Matthew WRIGHT Fred BRITTON Rhys	GREAT BRITAIN
		SILVER	THIEBAUD Valere RUEGG Lukas BISSEGGGER Stefan SELENATI Nico FROIDEVAUX Robin	SWITZERLAND
		BRONZE	SMIRNOV Ivan MUKHOMEDIAROV Dmitrii GONOV Lev SYRITSA Gleb	RUSSIA

Page 2/4

21-26 August 2018

Communiqué no. 22

**MEDALLISTS BY EVENT / MÉDAILLÉS PAR ÉPREUVE**  
AFTER 44 OF 44 EVENTS

Junior Women's Sprint	23 AUG 2018	GOLD	TYSHENKO Yana	RUSSIA
		SILVER	ANDREEVA Kseniia	RUSSIA
		BRONZE	SIBIAK Nikola	POLAND
Junior Women's 500m Time Trial	24 AUG 2018	GOLD	TYSHENKO Yana	RUSSIA
		SILVER	SUMSKYTE Viktorija	LITHUANIA
		BRONZE	ANDREEVA Kseniia	RUSSIA
Under 23 Women's Points Race	24 AUG 2018	GOLD	KLIMOVA Diana	RUSSIA
		SILVER	SALAUYEVA Aksana	BELARUS
		BRONZE	FORTIN Valentine	FRANCE
Under 23 Men's Points Race	24 AUG 2018	GOLD	STEPANYAN Edgar	ARMENIA
		SILVER	DONEGA' Matteo	ITALY
		BRONZE	BOUSSAER Bryan	BELGIUM
Junior Men's Sprint	24 AUG 2018	GOLD	GLADYSHEV Ivan	RUSSIA
		SILVER	GRENGBO Florian	FRANCE
		BRONZE	STASTNY Jakub	CZECH. REP.
Under 23 Women's Sprint	24 AUG 2018	GOLD	VECE Miriam	ITALY
		SILVER	MAROZAITTE Migle	LITHUANIA
		BRONZE	DEGRENDELE Nicky	BELGIUM
Junior Women's Omnium	24 AUG 2018	GOLD	GUAZZINI Vittoria	ITALY
		SILVER	BOSSUYT Shari	BELGIUM
		BRONZE	JASKULSKA Marta	POLAND
Junior Men's Omnium	24 AUG 2018	GOLD	VAN DEN BOSSCHE Fabio	BELGIUM
		SILVER	DIK Calvin	GERMANY
		BRONZE	NENCINI Tommaso	ITALY
Under 23 Women's 500m Time Trial	25 AUG 2018	GOLD	VECE Miriam	ITALY
		SILVER	MAROZAITTE Migle	LITHUANIA
		BRONZE	TANNER Millicent	GREAT BRITAIN
Junior Women's Points Race	25 AUG 2018	GOLD	GILLESPIE Iara	IRELAND
		SILVER	KULYNYCH Olha	UKRAINE
		BRONZE	JASKULSKA Marta	POLAND
Junior Men's Points Race	25 AUG 2018	GOLD	DORENBOS Yanne	NETHERLANDS
		SILVER	KARATSIVIS Panagiotis	GREECE
		BRONZE	MAZUR Dzianis	BELARUS
Under 23 Men's Sprint	25 AUG 2018	GOLD	HELAL Rayan	FRANCE
		SILVER	LANDERNEAU Melvin	FRANCE
		BRONZE	CECHMAN Martin	CZECH REP.
Junior Women's Keirin	25 AUG 2018	GOLD	TYSHENKO Yana	RUSSIA
		SILVER	CAPOBIANCHI Giada	ITALY
		BRONZE	DOZHDEVA Anna	RUSSIA
Junior Men's Keirin	25 AUG 2018	GOLD	GRENGBO Florian	FRANCE
		SILVER	LACZKOWSKI Cezary	POLAND
		BRONZE	STASTNY Jakub	CZECH. REP.
Under 23 Women's Omnium	25 AUG 2018	GOLD	PATERNOSTER Letizia	ITALY
		SILVER	BRAUSSE Franziska	GERMANY
		BRONZE	BARKER Megan	GREAT BRITAIN
Under 23 Men's Omnium	25 AUG 2018	GOLD	HAYTER Ethan	GREAT BRITAIN
		SILVER	MALCHAREK Moritz	GERMANY
		BRONZE	ROSTOVTSSEV Sergei	RUSSIA
Junior Women's Madison	26 AUG 2018	GOLD	SCARSI Gloria GUAZZINI Vittoria	ITALY
		SILVER	MALKOVA Daria MILIAEVA Mariia	RUSSIA
		BRONZE	HECHLER Katharina BAUERNFEIND Ricarda	GERMANY

Page 3/4

21-26 August 2018

Communiqué no. 22



3

U E C O f f i c i a l S u p p l i e r s

**MEDALLISTS BY EVENT / MÉDAILLÉS PAR ÉPREUVE**  
AFTER 44 OF 44 EVENTS

Junior Men's Madison	26 AUG 2018	GOLD	WERNIMONT Nicolas VAN DEN BOSSCHE Fabio	BELGIUM
		SILVER	DIK Calvin WEISPFENNING Nils	GERMANY
		BRONZE	PAPIERSKI Damian PROKOPYSZYN Filip	POLAND
Under 23 Women's Keirin	26 AUG 2018	GOLD	DEGRENDELE Nicky	BELGIUM
		SILVER	VAN DER PEET Steffie	NETHERLANDS
		BRONZE	TOLOMANOW Aleksandra	POLAND
Under 23 Men's Keirin	26 AUG 2018	GOLD	HELAL Rayan	FRANCE
		SILVER	JURCZYK Marc	GERMANY
		BRONZE	CECHMAN Martin	CZECH. REP.
Under 23 Women's Madison	26 AUG 2018	GOLD	NOVOLODSKAYA Mariia KLIMOVA	RUSSIA
		SILVER	BARKER Megan ROBERTS Jessica	GREAT BRITAIN
		BRONZE	BALSAMO Elisa PATERNOSTER Letizia	ITALY
Under 23 Men's Madison	26 AUG 2018	GOLD	WALLS Matthew HAYTER Ethan	GREAT BRITAIN
		SILVER	BOUSSAER Bryan HESTERS Jules	BELGIUM
		BRONZE	SELENATI Nico RUEGG Lukas	SWITZERLAND

21-26 August 2018

Communiqué no. 23

**MEDAL STANDINGS / CLASSEMENT DES MÉDAILLES**

AS OF 26 AUGUST

44 EVENTS

Rank	Country	Men				Women				Total			
		G	S	B	Tot.	G	S	B	Tot.	G	S	B	Tot.
1	ITALY	1	2	1	4	12	3	2	17	13	5	3	21
2	RUSSIA	3	3	3	9	6	3	4	13	9	6	7	22
3	BELGIUM	5	1	2	8	1	3	1	5	6	4	3	13
4	FRANCE	4	4	1	9		1	1	2	4	5	2	11
5	GREAT BRITAIN	4			4		3	3	6	4	3	3	10
6	POLAND	1	2	3	6	1		6	7	2	2	9	13
7	NETHERLANDS	1		1	2	1	1	1	3	2	1	2	5
8	GERMANY	1	5	2	8		1	3	4	1	6	5	12
9	IRELAND				0	1	1		2	1	1	0	2
10	CZECH REPUBLIC	1		4	5				0	1	0	4	5
11	ARMENIA	1			1				0	1	0	0	1
12	LITHUANIA				0		4		4	0	4	0	4
13	BELARUS		1	2	3		1		1	0	2	2	4
13	SWITZERLAND		2	2	4				0	0	2	2	4
15	GREECE		2	1	3				0	0	2	1	3
16	UKRAINE				0		1		1	0	1	0	1
17	PORTUGAL				0			1	1	0	0	1	1
	<b>Total</b>	<b>22</b>	<b>22</b>	<b>22</b>	<b>66</b>	<b>22</b>	<b>22</b>	<b>22</b>	<b>66</b>	<b>44</b>	<b>44</b>	<b>44</b>	<b>132</b>

21-26 August 2018

Communiqué n° 24

**Women Junior Team Sprint**  
**Qualifying / Qualifications**  
**Start List / Liste de départ**

Race Distance: 2 laps

<b>Heat</b>	<b>Team</b>	
<b>1</b>	<b>LITHUANIA</b>	<b>LTU</b>
	28 SUMSKYTE Viktorija	
	29 SAVICIUTE Arune	
<b>2</b>	<b>RUSSIA</b>	<b>RUS</b>
	42 ANDREEVA Kseniia	
	48 DOZHDEVA Anna	
<b>3</b>	<b>POLAND</b>	<b>POL</b>
	34 PETRI Paulina	
	36 SIBIAK Nikola	

Qualification rule: Fastest 2 teams advance to the FINAL for GOLD

Communiqué approved by the Secretary of the Commissaires Panel

Report printed: 20-08-2018 18:12



[www.veloresults.com](http://www.veloresults.com)

TCT v1.1 Page 1/1

**ALE**<sup>®</sup>

**vittoria**<sup>®</sup>

U E C O f f i c i a l S u p p l i e r s

21-26 August 2018

Communiqué n° 25

**Women Junior Team Sprint**  
Qualifying / Qualifications

Results / Résultats

Race Distance: 2 laps

Rank	Team		1 Lap	Time
1	<b>RUSSIA</b>	<b>RUS</b>	16.762(1)	<b>28.751</b>
	42 ANDREEVA Kseniia			<b>11.988(2)</b>
	48 DOZHDEVA Anna			
2	<b>LITHUANIA</b>	<b>LTU</b>	16.792(2)	<b>28.778</b>
	28 SUMSKYTE Viktorija			<b>11.986(1)</b>
	29 SAVICIUTE Arune			
3	<b>POLAND</b>	<b>POL</b>	17.012(3)	<b>29.085</b>
	34 PETRI Paulina			<b>12.072(3)</b>
	36 SIBIAK Nikola			

Notes: Qualification rule: Fastest 2 teams advance to the FINAL for GOLD

Communiqué approved by the President of the Commissaires Panel



21-26 August 2018

Communiqué n° 28

**Women Junior Team Sprint  
Finals/ Finales  
Start List / Liste de départ**

Race Distance: 2 laps

<b>Heat for Bronze</b>	<b>POLAND</b>	<b>POL</b>
	34 PETRI Paulina	
	36 SIBIAK Nikola	
<b>Heat for Gold</b>	<b>RUSSIA</b>	<b>RUS</b>
	42 ANDREEVA Kseniia	
	48 DOZHDEVA Anna	
	<b>LITHUANIA</b>	<b>LTU</b>
	28 SUMSKYTE Viktorija	
	29 SAVICIUTE Arune	

Communiqué approved by the President of the Commissaires Panel \_\_\_\_\_

**Women Junior Team Sprint**  
**Results and Final Classification / Résultats et classement final**  
**Results / Résultats**

Race Distance: 2 laps

Medal	Rank	Team	Lap 1	Time
<b>Gold</b>		<b>RUSSIA</b>	16.567	<b>28.418</b>
	42	ANDREEVA Kseniia		
	49	TYSHENKO Yana		
<b>Silver</b>		<b>LITHUANIA</b>	16.559	<b>28.498</b>
	28	SUMSKYTE Viktorija		
	29	SAVICIUTE Arune		
<b>Bronze</b>		<b>POLAND</b>		
	34	PETRI Paulina		
	36	SIBIAK Nikola		

Communiqué approved by the Secretary of the Commissaires Panel

Report printed: 21/08/2018 19:45

PHOENIX

[www.veloresults.com](http://www.veloresults.com)

TCM V2

**ALE**   
UEC Official Suppliers

-----

21-26 August 2018

Communiqué n° 30

**Men Junior Team Sprint**  
**Qualifying / Qualifications**  
**Start List / Liste de départ**

Race Distance 3 laps.

Heat	Team	
1	<b>CZECH REPUBLIC</b>	<b>CZE</b>
	11 LUXIK Jiri	
	12 STASTNY Jakub	
	19 GROSSMANN David	
	<b>SPAIN</b>	<b>ESP</b>
	81 URRRA GARMENDIA Aritz	
	83 PEREZ DIAZ Alberto	
	85 JIMENEZ ELIZONDO Ekain	
	2	<b>POLAND</b>
61 LACZKOWSKI Cezary		
62 KUCHARSKI Bartosz		
67 SZTRAUCH Mateusz		
<b>GREAT BRITAIN</b>		<b>GBR</b>
35 FIELDING Alistair		
36 BUNTING James		
37 COOPER Daniel		
3	<b>RUSSIA</b>	<b>RUS</b>
	71 SMAGIN Mihail	
	74 BURLAKOV Danila	
	76 GLADYSHEV Ivan	
	<b>FRANCE</b>	<b>FRA</b>
	21 THICOT Jordy Allan	
22 RENVOISE Titouan		
25 YON Vincent		

Qualification rule: All teams advance to round 1.

Communiqué approved by the Secretary of the Commissaires Panel

**Men Junior Team Sprint**  
**Qualifying / Qualifications**  
**Results / Résultats**

Race Distance 3 laps.

Rank	Team	1 Lap	2 Lap	Time
<b>1</b>	<b>FRANCE</b>	15.552(2)	26.444	<b>37.273</b>
	21 THICOT Jordy Allan		10.891(4)	<b>10.829(2)</b>
	22 RENVOISE Titouan			
	25 YON Vincent			
<b>2</b>	<b>POLAND</b>	15.473(1)	26.628	<b>37.307</b>
	61 LACZKOWSKI Cezary		11.155(6)	<b>10.678(1)</b>
	62 KUCHARSKI Bartosz			
	67 SZTRAUCH Mateusz			
<b>3</b>	<b>RUSSIA</b>	15.835(4)	26.453	<b>37.473</b>
	71 SMAGIN Mihail		10.618(1)	<b>11.019(4)</b>
	74 BURLAKOV Danila			
	76 GLADYSHEV Ivan			
<b>4</b>	<b>CZECH REPUBLIC</b>	15.846(5)	26.598	<b>37.500</b>
	11 LUXIK Jiri		10.751(2)	<b>10.901(3)</b>
	12 STASTNY Jakub			
	19 GROSSMANN David			
<b>5</b>	<b>GREAT BRITAIN</b>	15.830(3)	26.597	<b>37.828</b>
	35 FIELDING Alistair		10.767(3)	<b>11.230(5)</b>
	36 BUNTING James			
	37 COOPER Daniel			
<b>6</b>	<b>SPAIN</b>	15.927(6)	26.933	<b>38.195</b>
	81 URRRA GARMENDIA Aritz		11.005(5)	<b>11.262(6)</b>
	83 PEREZ DIAZ Alberto			
	85 JIMENEZ ELIZONDO Ekain			

Qualification rule: All teams advance to round 1.

Communiqué approved by the Secretary of the Commissaires Panel

**Men Junior Team Sprint**  
**First Round/ Premier Tour**  
**Start List / Liste de départ**

Race distance: 3 laps

**Team**

**Heat 1**

**POLAND**

- 61 LACZKOWSKI Cezary
- 63 FILIPCZAK Oskar
- 67 SZTRAUCH Mateusz

**RUSSIA**

- 74 BURLAKOV Danila
- 73 KOMKOV Daniil
- 76 GLADYSHEV Ivan

**Heat 2**

**FRANCE**

- 21 THICOT Jordy Allan
- 22 RENVOISE Titouan
- 25 YON Vincent

**CZECH REPUBLIC**

- 11 LUXIK Jiri
- 12 STASTNY Jakub
- 19 GROSSMANN David

**Heat 3**

**Heat 4**

Qualification rule: The winners will ride for Gold, others for Bronze

Communiqué approved by the President of the Commissaires Panel \_\_\_\_\_

**Men Junior Team Sprint**  
**First Round/ Premier Tour**  
**Results / Résultats**

Race distance: 3 laps

Heat 1	Team	1 Lap	2 Lap	Time	Diff
<b>1</b>	<b>RUSSIA</b>	14.824	25.431	<b>36.303</b>	
	74 BURLAKOV Danila				
	73 KOMKOV Daniil				
	76 GLADYSHEV Ivan				
<b>2</b>	<b>POLAND</b>	15.497	26.354	<b>36.998</b>	+00.694
	61 LACZKOWSKI Cezary				
	63 FILIPCZAK Oskar				
	67 SZTRAUCH Mateusz				

Heat 2	Team	1 Lap	2 Lap	Time	Diff
<b>1</b>	<b>FRANCE</b>	15.632	25.431	<b>37.176</b>	
	21 THICOT Jordy Allan				
	22 RENVOISE Titouan				
	25 YON Vincent				
<b>2</b>	<b>CZECH REPUBLIC</b>	15.859	26.561	<b>37.399</b>	+00.223
	11 LUXIK Jiri				
	12 STASTNY Jakub				
	19 GROSSMANN David				

Qualification rule: The winners will ride for Gold, others for Bronze

Communiqué approved by the President of the Commissaires Panel

21-26 August 2018

Communiqué n° 34

**Men Junior Team Sprint  
Finals/ Finales  
Start List / Liste de départ**

Race distance: 3 laps

<b>Heat for Bronze</b>	<b>POLAND</b>	<b>POL</b>
	61 LACZKOWSKI Cezary	
	63 FILIPCZAK Oskar	
	67 SZTRAUCH Mateusz	
	<b>CZECH REPUBLIC</b>	<b>CZE</b>
	11 LUXIK Jiri	
	12 STASTNY Jakub	
	19 GROSSMANN David	
	<b>Heat for Gold</b>	<b>RUSSIA</b>
74 BURLAKOV Danila		
73 KOMKOV Daniil		
76 GLADYSHEV Ivan		
<b>FRANCE</b>		<b>FRA</b>
21 THICOT Jordy Allan		
22 RENVOISE Titouan		
25 YON Vincent		

Communiqué approved by the President of the Commissaires Panel \_\_\_\_\_



**Men Junior Team Sprint**  
**Results and Final Classification / Résultats et classement final**  
**Results / Résultats**

Race Distance 3 laps.

Medal	Rank	Team	Lap 1	Lap 2	Time
<b>Gold</b>	<b>1</b>	<b>RUSSIA</b>	14.910	25.561	<b>36.557</b>
		74 BURLAKOV Danila			
		73 KOMKOV Daniil			
		76 GLADYSHEV Ivan			
<b>Silver</b>	<b>2</b>	<b>FRANCE</b>	15.603	26.407	<b>37.334</b>
		21 THICOT Jordy Allan			
		22 RENVOISE Titouan			
		25 YON Vincent			
<b>Bronze</b>	<b>3</b>	<b>POLAND</b>	15.750	26.585	<b>37.122</b>
		61 LACZKOWSKI Cezary			
		63 FILIPCZAK Oskar			
		67 SZTRAUCH Mateusz			
	<b>4</b>	<b>CZECH REPUBLIC</b>	15.772	26.439	<b>37.165</b>
		11 LUXIK Jiri			
		12 STASTNY Jakub			
		19 GROSSMANN David			
	<b>5</b>	<b>GREAT BRITAIN</b>			
		35 FIELDING Alistair			
		36 BUNTING James			
		37 COOPER Daniel			
	<b>6</b>	<b>SPAIN</b>			
		81 URRRA GARMENDIA Aritz			
		83 PEREZ DIAZ Alberto			
		85 JIMENEZ ELIZONDO Ekain			

Communiqué approved by the Secretary of the Commissaires Panel

## Women U23 Individual Pursuit

Qualifying / Qualifications

Start List / Liste de départ

World Record: 3:20.060 CHLOE DYGERT (USA) APELDOORN (NED)

Race distance: 3000m ( 15 laps)

Heat	Bib	Name	Team
1	64	METTRAUX Lena	SWITZERLAND
2	56	STUDENIKINA Natalia	RUSSIA
	13	EBERT Michaela	GERMANY
3	1	DZEDZIKAVA Anastasiya	BELARUS
	26	GRIFFIN Mia	IRELAND
4	38	KAZLAUSKAITE Kristina	LITHUANIA
	39	ADEGEEST Loes	NETHERLANDS
5	63	ANDRES Michelle	SWITZERLAND
	12	SUSSEMILCH Laura	GERMANY
6	28	ALZINI Martina	ITALY
	47	LACH Marta	POLAND
7	4	SALAUYEVA Aksana	BELARUS
	21	ROBERTS Jessica	GREAT BRITAIN
8	32	CAVALLI Marta	ITALY
	52	ROZYNSKA Nikola	POLAND
9	9	BORRAS Marion	FRANCE
	18	BARKER Megan	GREAT BRITAIN

Fastest 2 riders race Final for Gold, 3rd and 4th race Final for Bronze.

Communiqué approved by the Secretary of the Commissaires Panel \_\_\_\_\_

21-26 August 2018

Communiqué n° 37

## Women U23 Individual Pursuit

Qualifying / Qualifications

Results / Résultats

World Record: 3:20.060 CHLOE DYGERT (USA) APELDOORN (NED)

Race distance: 3000m ( 15 laps)

Rank	Bib	Name	Team	1000m	2000m	Time	Speed
1	32	CAVALLI Marta	ITALY	1:12.489(1)	2:21.003 1:08.513(2)	3:30.764 1:09.761(1)	51.242 km/h
2	28	ALZINI Martina	ITALY	1:14.636(5)	2:24.038 1:09.401(3)	3:34.010 1:09.972(2)	50.464 km/h
3	56	STUDENIKINA Natalia	RUSSIA	1:14.511(4)	2:22.360 1:07.849(1)	3:34.295 1:11.935(5)	50.397 km/h
4	12	SUSSEMILCH Laura	GERMANY	1:15.522(7)	2:25.901 1:10.378(7)	3:37.709 1:11.808(3)	49.607 km/h
5	4	SALAUYEVA Aksana	BELARUS	1:15.470(6)	2:25.742 1:10.272(6)	3:38.013 1:12.270(9)	49.538 km/h
6	21	ROBERTS Jessica	GREAT BRITAIN	1:16.346(11)	2:26.405 1:10.059(4)	3:38.579 1:12.173(6)	49.410 km/h
7	52	ROZYNSKA Nikola	POLAND	1:16.287(10)	2:26.528 1:10.240(5)	3:38.722 1:12.194(7)	49.377 km/h
8	18	BARKER Megan	GREAT BRITAIN	1:16.595(13)	2:27.264 1:10.669(10)	3:39.182 1:11.917(4)	49.274 km/h
9	39	ADEGEEST Loes	NETHERLANDS	1:16.105(9)	2:26.755 1:10.649(8)	3:39.264 1:12.509(10)	49.255 km/h
10	9	BORRAS Marion	FRANCE	1:16.442(12)	2:27.103 1:10.660(9)	3:39.719 1:12.616(11)	49.153 km/h
11	1	DZEDZIKAVA Anastasiya	BELARUS	1:17.529(15)	2:29.305 1:11.775(12)	3:41.518 1:12.213(8)	48.754 km/h
12	26	GRIFFIN Mia	IRELAND	1:15.528(8)	2:27.192 1:11.663(11)	3:43.803 1:16.610(14)	48.256 km/h
13	13	EBERT Michaela	GERMANY	1:14.510(3)	2:29.762 1:15.251(15)	3:45.061 1:15.299(13)	47.986 km/h
14	63	ANDRES Michelle	SWITZERLAND	1:17.773(16)	2:32.752 1:14.979(14)	3:46.845 1:14.092(12)	47.609 km/h
15	47	LACH Marta	POLAND	1:13.603(2)	2:29.425 1:15.822(16)	3:48.557 1:19.132(16)	47.252 km/h
16	64	METTRAUX Lena	SWITZERLAND	1:17.801(17)	2:32.681 1:14.879(13)	3:50.319 1:17.638(15)	46.891 km/h
17	38	KAZLAUSKAITE Kristina	LITHUANIA	1:16.967(14)	2:36.323 1:19.356(17)	3:58.433 1:22.109(17)	45.295 km/h

Notes: Fastest 2 riders race Final for Gold, 3rd and 4th race Final for Bronze.

Communiqué approved by the Secretary of the Commissaires Panel

21-26 August 2018

Communiqué n° 38

## Women U23 Individual Pursuit

### Finals/ Finales

#### Start List / Liste de départ

World Record: 3:20.060 CHLOE DYGERT (USA) APELDOORN (NED)

Race distance: 3000m ( 15 laps)

---

For Bronze medal	Number	Name	Team
	56	STUDENIKINA Natalia	RUSSIA
	12	SUSSEMILCH Laura	GERMANY

---

For Gold medal	Number	Name	Team
	32	CAVALLI Marta	ITALY
	28	ALZINI Martina	ITALY

Communiqué approved by the Secretary of the Commissaires Panel \_\_\_\_\_

## Women U23 Individual Pursuit

### Results and Final Classification / Résultats et classement final

World Record: 3:20.060 CHLOE DYGERT (USA) APELDOORN (NED)

Race distance: 3000m (15 laps)

Medal	Rank	Name	Team	1000m	2000m	Time	Speed
<b>Gold</b>	<b>1</b>	32 CAVALLI Marta	ITALY	1:13.288	2:22.360	3:32.303	50.870
<b>Silver</b>	<b>2</b>	28 ALZINI Martina	ITALY	1:15.908	2:26.233	3:39.993	49.092
<b>Bronze</b>	<b>3</b>	56 STUDENIKINA Natalia	RUSSIA	1:12.362	2:21.875	3:34.446	50.362
	<b>4</b>	12 SUSSEMILCH Laura	GERMANY	1:14.604	2:25.809	3:38.885	49.340
	<b>5</b>	4 SALAUYEVA Aksana	BELARUS				
	<b>6</b>	21 ROBERTS Jessica	GREAT BRITAIN				
	<b>7</b>	52 ROZYNSKA Nikola	POLAND				
	<b>8</b>	18 BARKER Megan	GREAT BRITAIN				
	<b>9</b>	39 ADEGEEST Loes	NETHERLANDS				
	<b>10</b>	9 BORRAS Marion	FRANCE				
	<b>11</b>	1 DZEDZIKAVA Anastasiya	BELARUS				
	<b>12</b>	26 GRIFFIN Mia	IRELAND				
	<b>13</b>	13 EBERT Michaela	GERMANY				
	<b>14</b>	63 ANDRES Michelle	SWITZERLAND				
	<b>15</b>	47 LACH Marta	POLAND				
	<b>16</b>	64 METTRAUX Lena	SWITZERLAND				
	<b>17</b>	38 KAZLAUSKAITE Kristina	LITHUANIA				

Communiqué approved by the Secretary of the Commissaires Panel \_\_\_\_\_

21-26 August 2018

Communiqué n° 40

## Men U23 Individual Pursuit

Qualifying / Qualifications

Start List / Liste de départ

World Record 4:10.534 BOBRIDGE Jack (AUS) Sydney (AUS)

Race distance: 4000m ( 20 laps)

Heat	Bib	Name	Team
1	40	FILUTAS Viktor	HUNGARY
	62	KAISER Adrian	POLAND
2	2	RITZINGER Felix	AUSTRIA
	86	BENASSAR ROSSELLO Joan Marti	SPAIN
3	52	KONYCHEV Alexander	ITALY
	37	WRIGHT Fred	GREAT BRITAIN
4	5	BOUSSAER Bryan	BELGIUM
	21	LECAMUS LAMBERT FLORENTIN	FRANCE
5	65	RUDYK Bartosz	POLAND
	1	STEPANYAN Edgar	ARMENIA
6	76	SMIRNOV Ivan	RUSSIA
	94	THIEBAUD Valere	SWITZERLAND
7	46	YOUNG Xeno	IRELAND
	47	PLEBANI Davide	ITALY
8	16	COSTEPLANE Aurelien	FRANCE
	23	FRAHM Jasper	GERMANY
9	92	BISSEGGGER Stefan	SWITZERLAND
	30	BOSTOCK Matthew	GREAT BRITAIN
10	28	GROSS Felix	GERMANY
	77	MUKHOMEDIAROV Dmitrii	RUSSIA

Qualification rule: Fastest 2 riders race Final for Gold, 3rd and 4th Final for Bronze.

Communiqué approved by the Secretary of the Commissaires Panel \_\_\_\_\_

## Men U23 Individual Pursuit

### Qualifying / Qualifications

#### Results / Résultats

**World Record 4:10.534 BOBRIDGE Jack (AUS) Sydney (AUS)**

**Race distance: 4000m ( 20 laps)**

Rank	Bib	Name	Team	1000m	2000m	3000m	Time	Speed
1	76	SMIRNOV Ivan	RUSSIA	1:07.523(1)	2:08.886 1:01.363(1)	3:10.841 1:01.954(1)	4:14.536 1:03.694(8)	56.573 km/h
2	28	GROSS Felix	GERMANY	1:08.103(3)	2:10.768 1:02.665(2)	3:12.901 1:02.132(2)	4:15.148 1:02.247(5)	56.437 km/h
3	47	PLEBANI Davide	ITALY	1:10.398(16)	2:13.611 1:03.213(4)	3:16.044 1:02.433(3)	4:16.916 1:00.872(2)	56.049 km/h
4	92	BISSEGGER Stefan	SWITZERLAND	1:10.086(11)	2:13.782 1:03.696(10)	3:16.906 1:03.124(5)	4:18.337 1:01.430(3)	55.741 km/h
5	30	BOSTOCK Matthew	GREAT BRITAIN	1:08.338(4)	2:11.486 1:03.148(3)	3:15.001 1:03.514(7)	4:18.510 1:03.509(7)	55.703 km/h
6	94	THIEBAUD Valere	SWITZERLAND	1:10.215(14)	2:14.230 1:04.014(14)	3:16.797 1:02.567(4)	4:19.727 1:02.930(6)	55.442 km/h
7	62	KAISER Adrian	POLAND	1:08.464(5)	2:14.122 1:05.658(19)	3:20.113 1:05.991(16)	4:20.555 1:00.442(1)	55.266 km/h
8	65	RUDYK Bartosz	POLAND	1:07.716(2)	2:11.007 1:03.290(5)	3:15.135 1:04.128(10)	4:21.001 1:05.866(14)	55.172 km/h
9	16	COSTEPLANE Aurelien	FRANCE	1:09.986(8)	2:13.699 1:03.713(11)	3:17.644 1:03.945(9)	4:21.704 1:04.059(10)	55.023 km/h
10	77	MUKHOMEDIAROV Dmitrii	RUSSIA	1:10.642(17)	2:14.821 1:04.178(15)	3:20.837 1:06.016(17)	4:22.670 1:01.832(4)	54.821 km/h
11	1	STEPANYAN Edgar	ARMENIA	1:10.912(18)	2:14.880 1:03.968(13)	3:18.258 1:03.377(6)	4:23.806 1:05.548(12)	54.585 km/h
12	37	WRIGHT Fred	GREAT BRITAIN	1:11.761(20)	2:15.309 1:03.547(6)	3:19.132 1:03.823(8)	4:23.841 1:04.709(11)	54.578 km/h
13	23	FRAHM Jasper	GERMANY	1:10.135(13)	2:14.017 1:03.881(12)	3:18.557 1:04.540(11)	4:24.463 1:05.905(15)	54.449 km/h
14	5	BOUSSAER Bryan	BELGIUM	1:09.942(7)	2:13.575 1:03.633(8)	3:18.372 1:04.796(12)	4:25.658 1:07.286(17)	54.205 km/h
15	86	BENNASSAR ROSSELLO Joan Marti	SPAIN	1:10.129(12)	2:14.841 1:04.712(16)	3:19.995 1:05.153(13)	4:25.749 1:05.753(13)	54.186 km/h
16	21	LECAMUS LAMBERT FLORENTIN	FRANCE	1:08.872(6)	2:12.427 1:03.554(7)	3:18.381 1:05.954(15)	4:26.666 1:08.285(18)	54.000 km/h
17	46	YOUNG Xeno	IRELAND	1:10.020(10)	2:15.133 1:05.113(17)	3:24.561 1:09.427(19)	4:28.286 1:03.724(9)	53.674 km/h
18	52	KONYCHEV Alexander	ITALY	1:10.354(15)	2:15.937 1:05.583(18)	3:21.384 1:05.447(14)	4:28.303 1:06.919(16)	53.670 km/h
19	40	FILUTAS Viktor	HUNGARY	1:09.997(9)	2:13.661 1:03.664(9)	3:23.976 1:10.315(20)	4:34.370 1:10.394(19)	52.483 km/h
20	2	RITZINGER Felix	AUSTRIA	1:11.393(19)	2:20.239 1:08.846(20)	3:28.753 1:08.514(18)	4:39.397 1:10.643(20)	51.539 km/h

Notes: Qualification rule: Fastest 2 riders race Final for Gold, 3rd and 4th Final for Bronze.

Communiqué approved by the President of the Commissaires Panel

21-26 August 2018

Communiqué n° 42

## Men U23 Individual Pursuit

### Finals/ Finales

#### Start List / Liste de départ

World Record 4:10.534 BOBRIDGE Jack (AUS) Sydney (AUS)

Race distance: 4000m ( 20 laps)

---

For Bronze medal	Number	Name	Team
	47	PLEBANI Davide	ITALY
	92	BISSEGGGER Stefan	SWITZERLAND

---

For Gold medal	Number	Name	Team
	76	SMIRNOV Ivan	RUSSIA
	28	GROSS Felix	GERMANY

Qualification rule: Fastest 2 riders race Final for Gold, 3rd and 4th Final for Bronze.

Communiqué approved by the Secretary of the Commissaires Panel \_\_\_\_\_



## Men U23 Individual Pursuit

### Results and Final Classification / Résultats et classement final

World Record 4:10.534 BOBRIDGE Jack (AUS) Sydney (AUS)

Race distance: 4000m ( 20 laps)

Medal	Rank	Name	Team	1000m	2000m	3000m	Time	Speed
<b>Gold</b>	<b>1</b>	28 GROSS Felix	GERMANY	1:08.423	2:11.904	3:14.654	<b>4:16.622</b>	56.113
<b>Silver</b>	<b>2</b>	76 SMIRNOV Ivan	RUSSIA	1:08.723	2:10.869	3:13.194	<b>4:17.080</b>	56.014
<b>Bronze</b>	<b>3</b>	92 BISSEGGGER Stefan	SWITZERLAND	1:08.988	2:12.258	3:14.834	<b>4:16.552</b>	56.129
	<b>4</b>	47 PLEBANI Davide	ITALY	1:09.709	2:12.502	3:15.422	<b>4:18.317</b>	55.745
	<b>5</b>	30 BOSTOCK Matthew	GREAT BRITAIN					
	<b>6</b>	94 THIEBAUD Valere	SWITZERLAND					
	<b>7</b>	62 KAISER Adrian	POLAND					
	<b>8</b>	65 RUDYK Bartosz	POLAND					
	<b>9</b>	16 COSTEPLANE Aurelien	FRANCE					
	<b>10</b>	77 MUKHOMEDIAROV Dmitrii	RUSSIA					
	<b>11</b>	1 STEPANYAN Edgar	ARMENIA					
	<b>12</b>	37 WRIGHT Fred	GREAT BRITAIN					
	<b>13</b>	23 FRAHM Jasper	GERMANY					
	<b>14</b>	5 BOUSSAER Bryan	BELGIUM					
	<b>15</b>	86 BENNASSAR ROSSELLO Joan Marti	SPAIN					
	<b>16</b>	21 LECAMUS LAMBERT FLORENTIN	FRANCE					
	<b>17</b>	46 YOUNG Xeno	IRELAND					
	<b>18</b>	52 KONYCHEV Alexander	ITALY					
	<b>19</b>	40 FILUTAS Viktor	HUNGARY					
	<b>20</b>	2 RITZINGER Felix	AUSTRIA					

Communiqué approved by the President of the Commissaires Panel

Report printed: 21/08/2018 20:15



www.veloresults.com

TCT v1.1 Page 1/1

**ALE**<sup>®</sup>

**vittoria**<sup>®</sup>

U E C O f f i c i a l S u p p l i e r s

21-26 August 2018

Communiqué n° 44 A

**Women Junior Team Pursuit**  
**Qualifying / Qualifications**  
**Start List / Liste de départ**

World Record 4:21.554 ITALY MONTICHIARI (ITA)

Race distance: 4000m (20 laps)

Heat	Team	
<b>1</b>	<b>BELGIUM</b>	<b>BEL</b>
	4 VAN ASSCHE Nele	
	5 RENDERS Luna	
	6 GIELKENS Esmee	
	7 LENAERS Jade	
<b>2</b>	<b>GERMANY</b>	<b>GER</b>
	13 BAUERNFEIND Ricarda	
	14 REISSNER Lena Charlotte	
	15 STERN Friederike	
	16 SMEKAL Finja	
<b>3</b>	<b>POLAND</b>	<b>POL</b>
	35 JASKULSKA Marta	
	38 KIERAT Wiktoria	
	39 POLAK Wiktoria	
	41 KOWALSKA Julia	
<b>4</b>	<b>RUSSIA</b>	<b>RUS</b>
	44 MINASIAN Karine	
	45 MALKOVA Daria	
	46 MILIAEVA Mariia	
	47 GAREEVA Aigul	
<b>5</b>	<b>ITALY</b>	<b>ITA</b>
	21 ZANARDI Silvia	
	22 SCARSI Gloria	
	25 CATARZI Giorgia	
	27 COLLINELLI Sofia	

**Qualification Rule:**

All teams qualify to Round 1 and will be matched in the First round as follows:

The 5th fastest team will ride by Itself.

The 2nd fastest team against the 3rd fastest team.

The fastest team against the 4th fastest team.

The winners of heats 3 and 4 in the First round ride the final for the gold and silver medals.

The remaining 3 teams will be ranked by their times in the First round and will be paired as follows:

The two fastest teams ride the final for the bronze medal.

Communiqué approved by the Secretary of the Commissaires Panel

**Women Junior Team Pursuit  
Qualifying / Qualifications**

**Results / Résultats**

World Record 4:21.554 ITALY MONTICHIARI (ITA)

Race distance: 4000m (20 laps)

Rank			1000m	2000m	3000m	Time	Speed
<b>1</b>	<b>3 ITALY</b>	<b>ITA</b>	1:12.945(2)	2:19.091 1:06.146(1)	3:25.274 1:06.182(1)	<b>4:32.384</b> <b>1:07.110(1)</b>	52.866 km/h
	21 ZANARDI Silvia 22 SCARSI Gloria 25 CATARZI Giorgia 27 COLLINELLI Sofia						
<b>2</b>	<b>5 RUSSIA</b>	<b>RUS</b>	1:12.763(1)	2:20.444 1:07.681(2)	3:28.501 1:08.057(2)	<b>4:37.025</b> <b>1:08.523(2)</b>	51.980 km/h
	44 MINASIAN Karine 45 MALKOVA Daria 46 MILIAEVA Mariia 47 GAREEVA Aigul						
<b>3</b>	<b>2 GERMANY</b>	<b>GER</b>	1:14.696(3)	2:22.849 1:08.152(3)	3:32.374 1:09.525(3)	<b>4:42.247</b> <b>1:09.873(3)</b>	51.019 km/h
	13 BAUERNFEIND Ricarda 14 REISSNER Lena Charlotte 15 STERN Friederike 16 SMEKAL Finja						
<b>4</b>	<b>4 POLAND</b>	<b>POL</b>	1:15.700(4)	2:26.849 1:11.148(4)	3:38.639 1:11.790(4)	<b>4:51.117</b> <b>1:12.477(4)</b>	49.464 km/h
	37 MAJEWSKA Oliwia 38 KIERAT Wiktoria 39 POLAK Wiktoria 41 KOWALSKA Julia						
<b>5</b>	<b>1 BELGIUM</b>	<b>BEL</b>	1:17.912(5)	2:31.451 1:13.538(5)	3:45.349 1:13.897(5)	<b>4:59.793</b> <b>1:14.444(5)</b>	48.033 km/h
	4 VAN ASSCHE Nele 5 RENDERS Luna 6 GIELKENS Esmee 7 LENAERS Jade						

**Qualification Rule:**

All teams qualify to Round 1 and will be matched in the First round as follows:

The 5th fastest team will ride by Itself.

The 2nd fastest team against the 3rd fastest team.

The fastest team against the 4th fastest team.

The winners of heats 3 and 4 in the First round ride the final for the gold and silver medals.

The remaining 3 teams will be ranked by their times in the First round and will be paired as follows:

The two fastest teams ride the final for the bronze medal.

Communiqué approved by the President of the Commissaires Panel

21-26 August 2018

Communiqué n° 46 A

## Women Junior Team Pursuit

### First Round/ Premier Tour

#### Start List / Liste de départ

World Record 4:21.554 ITALY MONTICHIARI (ITA)

Race distance: 4000m (20 laps)

#### Team

---

##### Heat 1 BELGIUM

- 4 VAN ASSCHE Nele
- 5 RENDERS Luna
- 6 GIELKENS Esmee
- 7 LENAERS Jade

---

##### Heat 2 RUSSIA

- 44 MINASIAN Karine
- 45 MALKOVA Daria
- 46 MILIAEVA Mariia
- 47 GAREEVA Aigul

##### GERMANY

- 13 BAUERNFEIND Ricarda
- 14 REISSNER Lena Charlotte
- 15 STERN Friederike
- 16 SMEKAL Finja

---

##### Heat 3 ITALY

- 21 ZANARDI Silvia
- 22 SCARSI Gloria
- 26 ALESSIO Camilla
- 27 COLLINELLI Sofia

##### POL

- 37 MAJEWSKA Oliwia
- 38 KIERAT Wiktoria
- 39 POLAK Wiktoria
- 41 KOWALSKA Julia

---

##### Heat 4

The winners of heats 2 and 3 in the First round ride the final for the gold and silver medals.  
The remaining 3 teams will be ranked by their times in the First round and will be paired as follows:  
The two fastest teams ride the final for the bronze medal.

Communiqué approved by the President of the Commissaires Panel \_\_\_\_\_

21-26 August 2018

Communiqué n° 47 A

## Women Junior Team Pursuit

### First Round/ Premier Tour

#### Results / Résultats

World Record 4:21.554 ITALY MONTICHIARI (ITA)

Race distance: 4000m (20 laps)

Heat 1	Team	1km	2km	3km	Time	Diff
<b>1</b>	<b>BELGIUM</b>	1:17.450	2:29.285	3:41.831	<b>4:55.075</b>	+
	4 VAN ASSCHE Nele					
	5 RENDERS Luna					
	6 GIELKENS Esmee					
	7 LENAERS Jade					
Heat 2	Team	1km	2km	3km	Time	Diff
<b>1</b>	<b>RUSSIA</b>	1:12.907	00.000	3:29.009	<b>4:37.308</b>	
	44 MINASIAN Karine					
	45 MALKOVA Daria					
	46 MILIAEVA Mariia					
	47 GAREEVA Aigul					
<b>2</b>	<b>GERMANY</b>	1:11.768	2:19.952	3:29.068	<b>4:39.831</b>	+02.522
	13 BAUERNFEIND Ricarda					
	14 REISSNER Lena Charlotte					
	15 STERN Friederike					
	16 SMEKAL Finja					
Heat 3	Team	1km	2km	3km	Time	Diff
<b>1</b>	<b>ITALY</b>	1:14.545	2:20.526			
	21 ZANARDI Silvia					
	22 SCARSI Gloria					
	26 ALESSIO Camilla					
	27 COLLINELLI Sofia					
<b>2</b>	<b>POLAND</b>	1:13.890	2:24.339		<b>4:50.776</b>	
	37 MAJEWSKA Oliwia					
	38 KIERAT Wiktoria					
	39 POLAK Wiktoria					
	41 KOWALSKA Julia					

The winners of heats 2 and 3 in the First round ride the final for the gold and silver medals.  
The remaining 3 teams will be ranked by their times in the First round and will be paired as follows:  
The two fastest teams ride the final for the bronze medal.

21-26 August 2018

Communiqué n° 47 A

**Women Junior Team Pursuit  
First Round/ Premier Tour**

**Results / Résultats**

World Record 4:21.554 ITALY MONTICHIARI (ITA)

Race distance: 4000m (20 laps)

Communiqué approved by the President of the Commissaires Panel

-----

21-26 August 2018

Communiqué n° 48

## Women Junior Team Pursuit

### Finals/ Finales

#### Start List / Liste de départ

World Record 4:21.554 ITALY MONTICHIARI (ITA)

Race distance: 4000m (20 laps)

---

Heat for Bronze	GERMANY	GER
	13 BAUERNFEIND Ricarda	
	14 REISSNER Lena Charlotte	
	15 STERN Friederike	
	16 SMEKAL Finja	
	POLAND	POL
	37 MAJEWSKA Oliwia	
	38 KIERAT Wiktoria	
	39 POLAK Wiktoria	
	41 KOWALSKA Julia	

---

Heat for Gold	ITALY	ITA
	21 ZANARDI Silvia	
	22 SCARSI Gloria	
	25 CATARZI Giorgia	
	27 COLLINELLI Sofia	
	RUSSIA	RUS
	44 MINASIAN Karine	
	45 MALKOVA Daria	
	46 MILIAEVA Mariia	
	47 GAREEVA Aigul	

Communiqué approved by the President of the Commissaires Panel \_\_\_\_\_

21-26 August 2018

Communiqué n° 49

**Women Junior Team Pursuit**  
**Results and Final Classification / Résultats et classement final**

**Results / Résultats**

World Record 4:21.554 ITALY MONTICHIARI (ITA)

Race distance: 4000m (20 laps)

Medal	Rank	Team	Int1	Int1	Int1	Time	Speed
<b>Gold</b>	<b>1</b>	<b>ITA</b>	1:12.335	2:18.069	3:24.226	<b>4:30.397</b>	
	21	ZANARDI Silvia					
	22	SCARSI Gloria					
	25	CATARZI Giorgia					
<b>Silver</b>	<b>2</b>	<b>RUS</b>	1:11.573	2:18.233	3:25.466	<b>4:33.208</b>	
	27	COLLINELLI Sofia					
	44	MINASIAN Karine					
	45	MALKOVA Daria					
<b>Bronze</b>	<b>3</b>	<b>GER</b>	1:12.387	2:21.136	3:30.524	<b>4:40.329</b>	
	13	BAUERNFEIND Ricarda					
	14	REISSNER Lena Charlotte					
	15	STERN Friederike					
	16	SMEKAL Finja					
	<b>4</b>	<b>POL</b>	1:12.525	2:21.901	3:33.144	<b>4:45.900</b>	
	37	MAJEWSKA Oliwia					
	38	KIERAT Wiktoria					
	39	POLAK Wiktoria					
	41	KOWALSKA Julia					
<b>5</b>	<b>BEL</b>						
4	VAN ASSCHE Nele						
5	RENDERS Luna						
6	GIELKENS Esmee						
7	LENAERS Jade						

Communiqué approved by the President of the Commissaires Panel



21-26 August 2018

Communiqué n° 50 A

**Men Junior Team Pursuit**  
**Qualifying / Qualifications**  
**Start List / Liste de départ**

World Record 4:00.972 RUSSIA MONTICHIARI (ITA)  
Race distance 4000m ( 20 laps)

Heat	Team	
<b>1</b>	<b>CZECH REPUBLIC</b>	<b>CZE</b>
	14 VONES Jan	
	15 KOMINEK Lubos	
	17 K?ENEK Adam	
	18 JANOS Matyas	
<b>2</b>	<b>GERMANY</b>	<b>GER</b>
	27 GEHRMANN Max	
	28 DIK Calvin	
	30 PETER Jannis	
	31 BUCK-GRAMCKO Tobias	
<b>3</b>	<b>BELGIUM</b>	<b>BEL</b>
	6 WERNIMONT Nicolas	
	7 DENS Tuur	
	9 VAN DEN BOSSCHE Fabio	
	10 FRETIN Milan	
<b>4</b>	<b>ITALY</b>	<b>ITA</b>
	44 MANFREDI Samuele	
	47 BOSINI Diego	
	48 BOSCARO Davide	
	49 NENCINI Tommaso	
<b>5</b>	<b>POLAND</b>	<b>POLAND</b>
	59 WALKOWIAK Kacper	
	60 PAPIERSKI Damian	
	64 RICHTER Wiktor	
	66 GALKA Michal	
<b>6</b>	<b>SWITZERLAND</b>	<b>SUI</b>
	86 EGGENBERG Ruben	
	87 ENDER Robin	
	90 DE LISI Nicolo	
	91 BIELER Dominik	
<b>7</b>	<b>RUSSIA</b>	<b>RUS</b>
	69 BERSENEV Nikita	
	70 BARSOV Aleksandr	
	75 POLOZOV Viacheslav	
	77 POLUDENKO Evgenii	

**Men Junior Team Pursuit**  
**Qualifying / Qualifications**  
**Start List / Liste de départ**

World Record 4:00.972 RUSSIA MONTICHIARI (ITA)

Race distance 4000m ( 20 laps)

**Qualification Rule:**

The All teams qualify to round 1 and will be matched in the First round as follows:

The 6th fastest team against the 7th fastest team.

The 5th fastest team by Itself.

The 2nd fastest team against the 3rd fastest team.

The fastest team against the 4th fastest team.

The winners of heats 3 and 4 in the First round ride the final for the gold and silver medals.

The remaining six teams will be ranked by their times in the First round and will be paired as follows:

The two fastest teams ride the final for the bronze medal

Communiqué approved by the Secretary of the Commissaires Panel

**Men Junior Team Pursuit**  
**Qualifying / Qualifications**  
**Results / Résultats**

World Record 4:00.972 RUSSIA MONTICHIARI (ITA)

Race distance 4000m ( 20 laps)

Rank			1000m	2000m	3000m	Time	Speed
<b>1</b>	<b>4 ITALY</b>	<b>ITA</b>	1:07.081(6)	2:08.078 1:00.996(3)	3:08.390 1:00.311(1)	<b>4:08.479</b> <b>1:00.089(1)</b>	57.952 km/h
	44 MANFREDI Samuele 47 BOSINI Diego 48 BOSCARO Davide 49 NENCINI Tommaso						
<b>2</b>	<b>5 POLAND</b>	<b>POL</b>	1:05.742(1)	2:06.404 1:00.661(1)	3:06.844 1:00.440(2)	<b>4:09.008</b> <b>1:02.163(3)</b>	57.829 km/h
	59 WALKOWIAK Kacper 60 PAPIERSKI Damian 64 RICHTER Wiktor 66 GALKA Michal						
<b>3</b>	<b>3 BELGIUM</b>	<b>BEL</b>	1:05.784(2)	2:07.919 1:02.134(4)	3:09.442 1:01.523(3)	<b>4:11.480</b> <b>1:02.037(2)</b>	57.261 km/h
	6 WERNIMONT Nicolas 7 DENS Tuur 9 VAN DEN BOSSCHE Fabio 10 FRETIN Milan						
<b>4</b>	<b>7 RUSSIA</b>	<b>RUS</b>	1:06.679(3)	2:07.646 1:00.966(2)	3:10.081 1:02.435(5)	<b>4:12.948</b> <b>1:02.867(5)</b>	56.928 km/h
	69 BERSENEV Nikita 70 BARSOV Aleksandr 75 POLOZOV Viacheslav 77 POLUDENKO Evgenii						
<b>5</b>	<b>2 GERMANY</b>	<b>GER</b>	1:07.055(5)	2:09.224 1:02.169(5)	3:10.983 1:01.758(4)	<b>4:13.400</b> <b>1:02.416(4)</b>	56.827 km/h
	27 GEHRMANN Max 28 DIK Calvin 30 PETER Jannis 31 BUCK-GRAMCKO Tobias						
<b>6</b>	<b>6 SWITZERLAND</b>	<b>SUI</b>	1:07.030(4)	2:09.486 1:02.455(6)	3:12.361 1:02.874(6)	<b>4:17.432</b> <b>1:05.071(6)</b>	55.937 km/h
	86 EGGENBERG Ruben 87 ENDER Robin 90 DE LISI Nicolo 91 BIELER Dominik						
<b>7</b>	<b>1 CZECH REPUBLIC</b>	<b>CZE</b>	1:08.664(7)	2:13.380 1:04.716(7)	3:18.110 1:04.730(7)	<b>4:24.421</b> <b>1:06.310(7)</b>	54.458 km/h
	14 VONES Jan 15 KOMINEK Lubos 17 K?ENEK Adam 18 JANOS Matyas						

**Qualification Rule:**

The All teams qualify to round 1 and will be matched in the First round as follows:  
The 5th fastest team against the 7th fastest team.  
The 6th fastest team by Itself.  
The 2nd fastest team against the 3rd fastest team.  
The fastest team against the 4th fastest team.  
The winners of heats 3 and 4 in the First round ride the final for the gold and silver medals.  
The remaining 5 teams will be ranked by their times in the First round and will be paired as follows:  
The two fastest teams ride the final for the bronze medal

Communiqué approved by the President of the Commissaires Panel

21-26 August 2018

Communiqué n° 52 A

**Men Junior Team Pursuit**  
**First Round/ Premier Tour**  
**Start List / Liste de départ**

World Record 4:00.972 RUSSIA MONTICHIARI (ITA)  
Race distance: 4000m (20 laps)

**Team**

---

**Heat 1 SWITZERLAND**

86 EGGENBERG Ruben  
87 ENDER Robin  
90 DE LISI Nicolo  
91 BIELER Dominik

---

**Heat 2 GERMANY**

27 GEHRMANN Max  
28 DIK Calvin  
30 PETER Jannis  
31 BUCK-GRAMCKO Tobias

**CZECH REPUBLIC**

14 VONES Jan  
15 KOMINEK Lubos  
17 K?ENEK Adam  
18 JANOS Matyas

---

**Heat 3 POLAND**

59 WALKOWIAK Kacper  
60 PAPIERSKI Damian  
64 RICHTER Wiktor  
66 GALKA Michal

**BEL**

6 WERNIMONT Nicolas  
7 DENS Tuur  
9 VAN DEN BOSSCHE Fabio  
10 FRETIN Milan

---

**Heat 4 ITALY**

44 MANFREDI Samuele  
53 BONELLI Alessio  
48 BOSCARO Davide  
49 NENCINI Tommaso

**RUSSIA**

69 BERSENEV Nikita  
70 BARSOV Aleksandr  
75 POLOZOV Viacheslav  
77 POLUDENKO Evgenii

**Qualification Rule:**

The winners of heats 3 and 4 in the First round ride the final for the gold and silver medals.  
The remaining 5 teams will be ranked by their times in the First round and will be paired as follows:  
The two fastest teams ride the final for the bronze medal.

Communiqué approved by the President of the Commissaires Panel \_\_\_\_\_

21-26 August 2018

Communiqué n° 53

**Men Junior Team Pursuit**  
**First Round/ Premier Tour**  
**Results / Résultats**

World Record 4:00.972 RUSSIA MONTICHIARI (ITA)

Race distance: 4000m (20 laps)

Heat 1	Team	1km	2km	3km	Time	Diff
<b>1</b>	<b>SWITZERLAND</b>	1:07.651	2:09.783	3:11.944	<b>4:15.752</b>	+
	86 EGGENBERG Ruben					
	87 ENDER Robin					
	90 DE LISI Nicolo					
	91 BIELER Dominik					
Heat 2	Team	1km	2km	3km	Time	Diff
<b>1</b>	<b>GERMANY</b>	1:05.293	00.000	00.000	<b>4:10.047</b>	
	27 GEHRMANN Max					
	28 DIK Calvin					
	30 PETER Jannis					
	31 BUCK-GRAMCKO Tobias					
<b>2</b>	<b>CZECH REPUBLIC</b>	1:07.726	2:12.832	3:16.539	<b>4:22.888</b>	+12.841
	14 VONES Jan					
	15 KOMINEK Lubos					
	17 K?ENEK Adam					
	18 JANOS Matyas					
Heat 3	Team	1km	2km	3km	Time	Diff
<b>1</b>	<b>POLAND</b>	1:06.748	2:07.109	3:07.343	<b>4:08.034</b>	
	59 WALKOWIAK Kacper					
	60 PAPIERSKI Damian					
	64 RICHTER Wiktor					
	66 GALKA Michal					
<b>2</b>	<b>BELGIUM</b>	1:04.771	2:05.279	3:07.348	<b>4:08.991</b>	+00.956
	6 WERNIMONT Nicolas					
	7 DENS Tuur					
	9 VAN DEN BOSSCHE Fabio					
	10 FRETIN Milan					
Heat 4	Team	1km	2km	3km	Time	Diff
<b>1</b>	<b>ITALY</b>	1:05.544	2:06.039	3:16.843		
	44 MANFREDI Samuele					
	47 BOSINI Diego					
	48 BOSCARO Davide					
	49 NENCINI Tommaso					
<b>2</b>	<b>RUSSIA</b>	1:04.835	2:04.951	3:19.620	<b>4:18.352</b>	+4:18.352
	69 BERSENEV Nikita					
	70 BARSOV Aleksandr					
	75 POLOZOV Viacheslav					
	77 POLUDENKO Evgenii					

**Qualification Rule:**

The winners of heats 3 and 4 in the First round ride the final for the gold and silver medals.

**Men Junior Team Pursuit**  
**First Round/ Premier Tour**  
**Results / Résultats**

World Record 4:00.972 RUSSIA MONTICHIARI (ITA)

Race distance: 4000m (20 laps)

The remaining 5 teams will be ranked by their times in the First round and will be paired as follows:  
The two fastest teams ride the final for the bronze medal.

Communiqué approved by the President of the Commissaires Panel

21-26 August 2018

Communiqué n° 54 A

## Men Junior Team Pursuit

### Finals/ Finales

#### Start List / Liste de départ

World Record 4:00.972 RUSSIA MONTICHIARI (ITA)

Race distance: 4000m (20 laps)

<b>Heat for Bronze</b>	<b>BELGIUM</b>	<b>BEL</b>
	6 WERNIMONT Nicolas	
	8 VAN MULDERES Brent	
	9 VAN DEN BOSSCHE Fabio	
	10 FRETIN Milan	
	<b>GERMANY</b>	<b>GER</b>
	27 GEHRMANN Max	
	28 DIK Calvin	
	30 PETER Jannis	
	31 BUCK-GRAMCKO Tobias	
<b>Heat for Gold</b>	<b>ITALY</b>	<b>ITA</b>
	44 MANFREDI Samuele	
	53 BONELLI Alessio	
	48 BOSCARO Davide	
	49 NENCINI Tommaso	
	<b>POLAND</b>	<b>POL</b>
	59 WALKOWIAK Kacper	
	60 PAPIERSKI Damian	
	64 RICHTER Wiktor	
	66 GALKA Michal	

Communiqué approved by the President of the Commissaires Panel \_\_\_\_\_

**Men Junior Team Pursuit**  
**Results and Final Classification / Résultats et classement final**

**Results / Résultats**

World Record 4:00.972 RUSSIA MONTICHIARI (ITA)

Race distance: 4000m (20 laps)

Medal	Rank	Team	Int1	Int1	Int1	Time	Speed
<b>Gold</b>	<b>1</b>	<b>POL</b>	1:05.539	2:04.145	3:03.606	<b>4:03.656</b>	
	59	WALKOWIAK Kacper PAPIERSKI Damian RICHTER Wiktor GALKA Michal					
<b>Silver</b>	<b>2</b>	<b>ITA</b>	1:06.326	2:06.044	3:05.444	<b>4:04.668</b>	
	44	MANFREDI Samuele BONELLI Alessio BOSCARO Davide NENCINI Tommaso					
<b>Bronze</b>	<b>3</b>	<b>GER</b>	1:05.616	2:06.439	3:07.156	<b>4:07.401</b>	
	27	GEHRMANN Max DIK Calvin PETER Jannis BUCK-GRAMCKO Tobias					
	<b>4</b>	<b>BEL</b>	1:06.627	2:07.938	3:08.705	<b>4:09.175</b>	
	6	WERNIMONT Nicolas VAN MULDER Brent VAN DEN BOSSCHE Fabio FRETIN Milan					
	<b>5</b>	<b>SUI</b>					
	86	EGGENBERG Ruben ENDER Robin DE LISI Nicolo BIELER Dominik					
	<b>6</b>	<b>RUS</b>					
	69	BERSENEV Nikita BARSOV Aleksandr POLOZOV Viacheslav POLUDENKO Evgenii					
	<b>7</b>	<b>CZE</b>					
	14	VONES Jan KOMINEK Lubos K?ENEK Adam JANOS Matyas					

Communiqué approved by the President of the Commissaires Panel



**Women U23 Elimination  
Start List / Liste de départ**

**Starting on the Railing**

No.	Rider	Nation	Team	Class
14	BRAUSSE Franziska	GER	GERMANY	
62	SEITZ Aline	SUI	SWITZERLAND	
7	NEUMANOVA Tereza	CZE	CZECH REP.	
34	PATERNOSTER Letizia	ITA	ITALY	
68	ALIEKSIEIEVA Viktoriia	UKR	UKRAINE	
10	COPPONI Clara	FRA	FRANCE	
57	ROSTOVTZEVA Maria	RUS	RUSSIA	
25	COLLINS Autumn	IRL	IRELAND	

**Starting on the Blueband**

No.	Rider	Nation	Team	Class
37	BALEISYTE Olivija	LTU	LITHUANIA	
53	MARTINS Maria	POR	PORTUGAL	
22	CALLANDER Rhona	GBR	GREAT BRITAIN	
59	MEDVEDOVA Tereza	SVK	SLOVAKIA	
60	LARRARTE ARTEAGA Eukene	ESP	SPAIN	
48	HUMELT Weronika	POL	POLAND	
40	DE ZOETE Mylene	NED	NETHERLANDS	
2	SAVENKA Karalina	BLR	BELARUS	

Communiqué approved by the Secretary of the Commissaires Panel

**Women U23 Elimination**  
**Results / Résultats**

Rank	Bib	Name	Nation	Team	Laps Down
1	34	PATERNOSTER Letizia	ITA	ITALY	
2	10	COPPONI Clara	FRA	FRANCE	
3	40	DE ZOETE Mylene	NED	NETHERLANDS	
4	2	SAVENKA Karalina	BLR	BELARUS	
5	53	MARTINS Maria	POR	PORTUGAL	
6	37	BALEISYTE Olivija	LTU	LITHUANIA	
7	48	HUMELT Weronika	POL	POLAND	
8	7	NEUMANOVA Tereza	CZE	CZECH REP.	
9	60	LARRARTE ARTEAGA Eukene	ESP	SPAIN	
10	22	CALLANDER Rhona	GBR	GREAT BRITAIN	
11	14	BRAUSSE Franziska	GER	GERMANY	
12	57	ROSTOVTZEVA Maria	RUS	RUSSIA	
13	62	SEITZ Aline	SUI	SWITZERLAND	
14	25	COLLINS Autumn	IRL	IRELAND	
15	59	MEDVEDOVA Tereza	SVK	SLOVAKIA	
16	68	ALIEKSIEIEVA Viktoriia	UKR	UKRAINE	

Rider #2 ZAVENKA Karalina (BLR) Placed according to Art. 3.2.226

Communiqué approved by the Secretary of the Commissaires Panel \_\_\_\_\_

**Men U23 Elimination  
Start List / Liste de départ**

**Starting on the Railing**

No.	Rider	Nation	Team	Class
27	BANUSCH Richard	GER	GERMANY	
8	HESTERS Jules	BEL	BELGIUM	
45	MURPHY Jb	IRL	IRELAND	
20	TABELLION Valentin	FRA	FRANCE	
95	VOGEL Alex	SUI	SWITZERLAND	
60	SLAWEK Damian	POL	POLAND	
58	OTTEVANGER Bas	NED	NETHERLANDS	
83	ETXABE CASTILLO Gorka	ESP	SPAIN	
69	DO REGO PEREIRA Miguel Angelo	POR	PORTUGAL	
74	SMIRNOV Alexandr	RUS	RUSSIA	

**Starting on the Blueband**

No.	Rider	Nation	Team	Class
3	KARALIOK Yauheni	BLR	BELARUS	
15	BABOR Daniel	CZE	CZECH REP.	
88	JOHANSSON Gustav	SWE	SWEDEN	
39	CHRISTAKOS Dimitrios	GRE	GREECE	
80	PERSON Tomas	SVK	SLOVAKIA	
31	HOLT Joe	GBR	GREAT BRITAIN	
98	KRYVYCH Oleksandr	UKR	UKRAINE	
48	VIVIANI Attilio	ITA	ITALY	
43	MOLNAR Gabor	HUN	HUNGARY	

Communiqué approved by the Secretary of the Commissaires Panel

**Men U23 Elimination  
Results / Résultats**

Rank	Bib	Name	Nation	Team	Laps Down
1	8	HESTERS Jules	BEL	BELGIUM	
2	74	SMIRNOV Alexandr	RUS	RUSSIA	
3	3	KARALIOK Yauheni	BLR	BELARUS	
4	48	VIVIANI Attilio	ITA	ITALY	
5	15	BABOR Daniel	CZE	CZECH REP.	
6	95	VOGEL Alex	SUI	SWITZERLAND	
7	27	BANUSCH Richard	GER	GERMANY	
8	60	SLAWEK Damian	POL	POLAND	
9	31	HOLT Joe	GBR	GREAT BRITAIN	
10	20	TABELLION Valentin	FRA	FRANCE	
11	69	DO REGO PEREIRA Miguel Angelo	POR	PORTUGAL	
12	39	CHRISTAKOS Dimitrios	GRE	GREECE	
13	58	OTTEVANGER Bas	NED	NETHERLANDS	
14	45	MURPHY Jb	IRL	IRELAND	
15	80	PERSON Tomas	SVK	SLOVAKIA	
16	43	MOLNAR Gabor	HUN	HUNGARY	
17	83	ETXABE CASTILLO Gorka	ESP	SPAIN	
18	98	KRYVYCH Oleksandr	UKR	UKRAINE	
19	88	JOHANSSON Gustav	SWE	SWEDEN	

Communiqué approved by the Secretary of the Commissaires Panel

Report printed: 21/08/2018 17:12



[www.veloresults.com](http://www.veloresults.com)

TCM v2 Page 1/1



U E C Official Suppliers

**Women Junior Scratch**  
**Start List / Liste de départ**

Race distance: 7.6 km (38 laps)

**Starting on the Railing**

No.	Rider	Nation	Team
2	KRASKO Anhelina	BLR	BELARUS
8	SEVCIKOVA Petra	CZE	CZECH REP.
11	KLIMSA Paulina Maxima	GER	GERMANY
19	HOMER Gabriella	IRL	IRELAND
30	PIKUNAITE Aukse	LTU	LITHUANIA
37	MAJEWSKA Oliwia	POL	POLAND
50	MACHALCOVA Petra	SVK	SLOVAKIA

**Starting on the Blueband**

No.	Rider	Nation	Team
3	BOSSUYT Shari	BEL	BELGIUM
10	NIGUL Mathilde	EST	ESTONIA
18	LIODAKI Sofia	GRE	GREECE
22	SCARSI Gloria	ITA	ITALY
33	VAN ROOIJEN Eline	NED	NETHERLANDS
43	LUKASHENKO Anastasia	RUS	RUSSIA
51	MAIOZ MUJIKI Izarne	ESP	SPAIN

Communiqué approved by the Secretary of the Commissaires Panel

21-26 August 2018

Communiqué n° 61

**Women Junior Scratch**  
**Results / Résultats**

Race distance: 7.6 km (38 laps)

Rank	Bib	Name	Nation	Team	Laps Down
1	22	SCARSI Gloria	ITA	ITALY	
2	3	BOSSUYT Shari	BEL	BELGIUM	
3	43	LUKASHENKO Anastasia	RUS	RUSSIA	
4	8	SEVCIKOVA Petra	CZE	CZECH REP.	
5	37	MAJEWSKA Oliwia	POL	POLAND	
6	18	LIODAKI Sofia	GRE	GREECE	
7	2	KRASKO Anhelina	BLR	BELARUS	
8	33	VAN ROOIJEN Eline	NED	NETHERLANDS	
9	11	KLIMSA Paulina Maxima	GER	GERMANY	
10	19	HOMER Gabriella	IRL	IRELAND	
11	51	MAIOZ MUJIKA Izarne	ESP	SPAIN	
12	10	NIGUL Mathilde	EST	ESTONIA	
13	50	MACHALCOVA Petra	SVK	SLOVAKIA	
	30	PIKUNAITE Aukse	LTU	LITHUANIA	DNF

Communiqué approved by the Secretary of the Commissaires Panel

Report printed: 21/08/2018 18:46



[www.veloresults.com](http://www.veloresults.com)

TCM v2 Page 1/1

**ALE**<sup>®</sup>

**vittoria**<sup>®</sup>

U E C Official Suppliers

**Men Junior Scratch Race**  
**Start List / Liste de départ**

Race distance: 10 km (50 laps)

**Starting on the Railing**

No.	Rider	Nation	Team
1	VIEHBERGER Lukas	AUT	AUSTRIA
4	SENNAME Arthur	BEL	BELGIUM
20	BOUVIER Bapthiste	FRA	FRANCE
38	KARATSIVIS Panagiotis	GRE	GREECE
43	DONLEY Shay	IRL	IRELAND
54	GELZINIS Rokas	LTU	LITHUANIA
65	PROKOPYSZYN Filip	POL	POLAND
79	MICHALICKA Stefan	SVK	SLOVAKIA
89	WEBER Oliver	SUI	SWITZERLAND

**Starting on the Blueband**

No.	Rider	Nation	Team
2	MAZUR Dzianis	BLR	BELARUS
13	KELEMEN Petr	CZE	CZECH REP.
34	WILKSCH Hannes	GER	GERMANY
41	VARGA Balint	HUN	HUNGARY
50	PONGILUPPI Matteo	ITA	ITALY
58	DORENBOS Yanne	NED	NETHERLANDS
68	COUTO Guillaume	POR	PORTUGAL
80	LARRANAGA JAIO Aitor	ESP	SPAIN
92	KANAKA Oleg	UKR	UKRAINE

Communiqué approved by the Secretary of the Commissaires Panel

21-26 August 2018

Communiqué n° 63

**Men Junior Scratch Race  
Results / Résultats**

Race distance: 10 km (50 laps)

Elapsed time: 11:48

Average speed: Speed: 50.847 km/h

Rank	Bib	Name	Nation	Team	Laps Down	
1	4	SENNAME Arthur	BEL	BELGIUM		
2	65	PROKOPYSZYN Filip	POL	POLAND	-1	
3	38	KARATSIVIS Panagiotis	GRE	GREECE	-1	
4	92	KANAKA Oleg	UKR	UKRAINE	-1	
5	80	LARRANAGA JAIO Aitor	ESP	SPAIN	-1	
6	13	KELEMEN Petr	CZE	CZECH REP.	-1	
7	54	GELZINIS Rokas	LTU	LITHUANIA	-1	
8	58	DORENBOS Yanne	NED	NETHERLANDS	-1	
9	43	DONLEY Shay	IRL	IRELAND	-1	
10	89	WEBER Oliver	SUI	SWITZERLAND	-1	
11	50	PONGILUPPI Matteo	ITA	ITALY	-1	
12	2	MAZUR Dzianis	BLR	BELARUS	-1	
13	68	COUTO Guillaume	POR	PORTUGAL	-1	
14	1	VIEHBERGER Lukas	AUT	AUSTRIA	-1	
	79	MICHALICKA Stefan	SVK	SLOVAKIA	-1	DNF
	20	BOUVIER Bapthiste	FRA	FRANCE	-1	DNF
	41	VARGA Balint	HUN	HUNGARY	-1	DNF
	34	WILKSCH Hannes	GER	GERMANY	-1	DNF

Communiqué approved by the Secretary of the Commissaires Panel

Report printed: 21/08/2018 19:56



[www.veloresults.com](http://www.veloresults.com)

TCM v2 Page 1/1

**ALE**<sup>®</sup>

**vittoria**<sup>®</sup>

U E C Official Suppliers



21-26 August 2018

Communiqué n° 64

**Women U23 Team Sprint**  
**Qualifying / Qualifications**  
**Start List / Liste de départ**

Race distance: 2 laps.

<b>Heat</b>	<b>Team</b>	
<b>1</b>	<b>ITALY</b>	<b>ITA</b>
	30 VECE Miriam	
	33 MANZONI Gloria	
<b>2</b>	<b>POLAND</b>	<b>POL</b>
	45 JAGODZINSKA Julita	
	46 KARWACKA Marlena	
	<b>GREAT BRITAIN</b>	<b>GBR</b>
	20 TANNER Millicent	
	23 HILLEARD Georgia	

Qualification rule: Fastes 2 teams advance to the Final

Communiqué approved by the Secretary of the Commissaires Panel

Report printed: 21/08/2018 16:22



[www.veloresults.com](http://www.veloresults.com)

TCT v1.1 Page 1/1

**ALE**<sup>®</sup>

**vittoria**<sup>®</sup>

U E C O f f i c i a l S u p p l i e r s

21-26 August 2018

Communiqué n° 65

**Women U23 Team Sprint**

Qualifying / Qualifications

Results / Résultats

Race distance: 2 laps.

Rank	Team		1 Lap	Time	Speed
1	<b>POLAND</b>	<b>POL</b>	16.457(1)	<b>28.082</b>	64.097 km/h
	45 JAGODZINSKA Julita			<b>11.625(2)</b>	
	46 KARWACKA Marlena				
2	<b>ITALY</b>	<b>ITA</b>	16.935(3)	<b>28.405</b>	63.369 km/h
	30 VECE Miriam			<b>11.470(1)</b>	
	33 MANZONI Gloria				
3	<b>GREAT BRITAIN</b>	<b>GBR</b>	16.623(2)	<b>28.688</b>	62.744 km/h
	20 TANNER Millicent			<b>12.064(3)</b>	
	23 HILLEARD Georgia				

Notes: Qualification rule: Fastes 2 teams advance to the Final

Communiqué approved by the President of the Commissaires Panel

21-26 August 2018

Communiqué n° 68 A

**Women U23 Team Sprint**  
**Finals/ Finales**  
**Start List / Liste de départ**

Race distance: 2 laps.

---

<b>Heat for Gold</b>	<b>POLAND</b>	<b>POL</b>
	45 JAGODZINSKA Julita	
	46 KARWACKA Marlena	
	<b>ITALY</b>	<b>ITA</b>
	30 VECE Miriam	
	35 FIDANZA Martina	

Communiqué approved by the President of the Commissaires Panel \_\_\_\_\_

21-26 August 2018

Communiqué n° 69

**Women U23 Team Sprint**  
**Results and Final Classification / Résultats et classement final**  
**Results / Résultats**

Race distance: 2 laps.

Medal	Rank	Team	Lap 1	Time
<b>Gold</b>	<b>1</b>	<b>POLAND</b>	16.402	<b>27.894</b>
		45 JAGODZINSKA Julita		
		46 KARWACKA Marlena		
<b>Silver</b>	<b>2</b>	<b>ITALY</b>	17.280	<b>28.789</b>
		30 VECE Miriam		
		35 FIDANZA Martina		
<b>Bronze</b>	<b>3</b>	<b>GREAT BRITAIN</b>		
		20 TANNER Millicent		
		23 HILLEARD Georgia		

Communiqué approved by the Secretary of the Commissaires Panel

-----

21-26 August 2018

Communiqué n° 70 A

**Men U23 Team Sprint**  
**Qualifying / Qualifications**  
**Start List / Liste de départ**

Race distance: 3 laps.

Heat	Team	
1	<b>GREAT BRITAIN</b>	<b>GBR</b>
	33 JOLLIFFE Alex	
	35 STEWART Lewis	
	38 TURNBULL Hamish	
	<b>CZECH REPUBLIC</b>	<b>CZE</b>
	9 FANTA Jiri	
	10 JANOSEK Jiri	
	13 CECHMAN Martin	
	2	<b>POLAND</b>
67 KOWAL Lukasz		
63 MILEK Mateusz		
68 ROCHNA Daniel		
<b>RUSSIA</b>		<b>RUS</b>
70 TABOLIN Sergey		
73 BOBRAKOV Evgenii		
71 VASIUKHNO Alexandr		
3	<b>FRANCE</b>	<b>FRA</b>
	17 LANDERNEAU Melvin	
	18 HELAL Rayan	
	99 GRENGBO Florian	
	<b>GERMANY</b>	<b>GER</b>
	22 JURCZYK Marc	
	26 SCHROTER Nik	
	29 HINZE Carl	

Qualification rule: Fastest 4 teams advance to Round 1.

2nd Fastest against 3rd in Heat 1  
Fastest team against 4th in Heat 2

Communiqué approved by the Secretary of the Commissaires Panel

Report printed: 26-08-2018 11:29



[www.veloresults.com](http://www.veloresults.com)

TCT v1.1 Page 1/1

**Men U23 Team Sprint**  
**Qualifying / Qualifications**  
**Results / Résultats**

Race distance: 3 laps.

Rank	Team	1 Lap	2 Lap	Time	Speed
<b>1</b>	<b>FRANCE</b>	15.215(2)	25.514	<b>35.690</b>	75.651 km/h
	17 LANDERNEAU Melvin		10.299(2)	<b>10.175(1)</b>	
	18 HELAL Rayan				
	99 GRENGBO Florian				
<b>2</b>	<b>RUSSIA</b>	15.315(4)	25.966	<b>36.447</b>	74.080 km/h
	70 TABOLIN Sergey		10.650(5)	<b>10.480(2)</b>	
	73 BOBRAKOV Evgenii				
	71 VASIUKHNO Alexandr				
<b>3</b>	<b>CZECH REPUBLIC</b>	15.429(5)	25.831	<b>36.464</b>	74.045 km/h
	9 FANTA Jiri		10.401(3)	<b>10.633(4)</b>	
	10 JANOSEK Jiri				
	13 ?ECHMAN Martin				
<b>4</b>	<b>GERMANY</b>	15.170(1)	25.707	<b>36.469</b>	74.035 km/h
	22 JURCZYK Marc		10.536(4)	<b>10.761(5)</b>	
	26 SCHROTER Nik				
	29 HINZE Carl				
<b>5</b>	<b>GREAT BRITAIN</b>	15.218(3)	20.694	<b>36.924</b>	73.123 km/h
	33 JOLLIFFE Alex		05.475(1)	<b>16.230(6)</b>	
	35 STEWART Lewis				
	38 TURNBULL Hamish				
<b>6</b>	<b>POLAND</b>	15.694(6)	26.437	<b>37.063</b>	72.848 km/h
	67 KOWAL Lukasz		10.743(6)	<b>10.625(3)</b>	
	63 MILEK Mateusz				
	68 ROCHNA Daniel				

Qualification rule: Fastest 4 teams advance to round 1.

2nd Fastest against 3rd in Heat 1  
Fastest team against 4th in Heat 2

Communiqué approved by the Secretary of the Commissaires Panel

21-26 August 2018

Communiqué n° 72

**Men U23 Team Sprint**  
**First Round/ Premier Tour**  
**Start List / Liste de départ**

Race distance: 3 laps.

**Team**

**Heat 1**

**RUSSIA**

- 70 TABOLIN Sergey
- 73 BOBRAKOV Evgenii
- 71 VASIUKHNO Alexandr

**CZECH REPUBLIC**

- 9 FANTA Jiri
- 10 JANOSEK Jiri
- 13 ?ECHMAN Martin

**Heat 2**

**FRANCE**

- 17 LANDERNEAU Melvin
- 18 HELAL Rayan
- 99 GRENGBO Florian

**GERMANY**

- 22 JURCZYK Marc
- 26 SCHROTER Nik
- 29 HINZE Carl

**Heat 3**

**Heat 4**

Qualification rule: Fastest 4 teams advance to round 1.

2nd Fastest agaisnt 3rd in Heat 1  
Fastest team against 4th in Heat 2

Communiqué approved by the President of the Commissaires Panel \_\_\_\_\_

21-26 August 2018

Communiqué n° 73

**Men U23 Team Sprint**  
**First Round/ Premier Tour**  
**Results / Résultats**

Race distance: 3 laps.

Heat 1	Team	1 Lap	2 Lap	Time	Diff
<b>1</b>	<b>RUSSIA</b>	15.209	25.704	<b>36.150</b>	
	70 TABOLIN Sergey				
	73 BOBRAKOV Evgenii				
	71 VASIUKHNO Alexandr				
<b>2</b>	<b>CZECH REPUBLIC</b>	09.998	25.574	<b>36.189</b>	+00.038
	9 FANTA Jiri				
	10 JANOSEK Jiri				
	13 ?ECHMAN Martin				

Heat 2	Team	1 Lap	2 Lap	Time	Diff
<b>1</b>	<b>FRANCE</b>	15.435	25.704	<b>36.017</b>	
	17 LANDERNEAU Melvin				
	18 HELAL Rayan				
	99 GRENGBO Florian				
<b>2</b>	<b>GERMANY</b>	15.066	25.659	<b>36.583</b>	+00.565
	22 JURCZYK Marc				
	26 SCHROTER Nik				
	29 HINZE Carl				

Qualification rule: Fastest 4 teams advance to round 1.

Fastest team against 4th in Heat 1.  
2nd Fastest against 3rd in Heat 2.

Communiqué approved by the President of the Commissaires Panel

Report printed: 22-08-2018 15:37

 PHOENIX

www.veloresults.com

TCT v1.1 Page 1/1

**ALE**<sup>®</sup>

 **vittoria**<sup>®</sup>

U E C O f f i c i a l S u p p l i e r s



21-26 August 2018

Communiqué n° 74

**Men U23 Team Sprint  
Finals/ Finales  
Start List / Liste de départ**

Race distance: 3 laps.

<b>Heat for Bronze</b>	<b>CZECH REPUBLIC</b>	<b>CZE</b>
	9 FANTA Jiri	
	10 JANOSEK Jiri	
	13 CECHMAN Martin	
	<b>GERMANY</b>	<b>GER</b>
	22 JURCZYK Marc	
26 SCHROTER Nik		
29 HINZE Carl		
<b>Heat for Gold</b>	<b>FRANCE</b>	<b>FRA</b>
	17 LANDERNEAU Melvin	
	18 HELAL Rayan	
	99 GRENGBO Florian	
	<b>RUSSIA</b>	<b>RUS</b>
	70 TABOLIN Sergey	
73 BOBRAKOV Evgenii		
71 VASIUKHNO Alexandr		

Communiqué approved by the President of the Commissaires Panel \_\_\_\_\_

**Men U23 Team Sprint**  
**Results and Final Classification / Résultats et classement final**  
**Results / Résultats**

Race distance: 3 laps.

Medal	Rank	Team	Lap 1	Lap 2	Time
<b>Gold</b>	<b>1</b>	<b>FRANCE</b>	15.244	25.530	<b>35.746</b>
		17 LANDERNEAU Melvin			
		18 HELAL Rayan			
		99 GRENGBO Florian			
<b>Silver</b>	<b>2</b>	<b>RUSSIA</b>	15.679	25.731	<b>36.213</b>
		70 TABOLIN Sergey			
		73 BOBRAKOV Evgenii			
		71 VASIUKHNO Alexandr			
<b>Bronze</b>	<b>3</b>	<b>GERMANY</b>	14.838	25.636	<b>36.298</b>
		22 JURCZYK Marc			
		26 SCHROTER Nik			
		29 HINZE Carl			
	<b>4</b>	<b>CZECH REPUBLIC</b>	15.155	25.646	<b>36.381</b>
		9 FANTA Jiri			
		10 JANOSEK Jiri			
		13 CECHMAN Martin			
	<b>5</b>	<b>GREAT BRITAIN</b>			
		33 JOLLIFFE Alex			
		35 STEWART Lewis			
		38 TURNBULL Hamish			
	<b>6</b>	<b>POLAND</b>			
		67 KOWAL Lukasz			
		63 MILEK Mateusz			
		68 ROCHNA Daniel			

Communiqué approved by the Secretary of the Commissaires Panel

-----

21-26 August 2018

Communiqué n° 76 A

## Women Junior Sprint Qualification

Start List / Liste de départ

World Record: 10.709 GROS Mathilde (FRA) Montichiari ITA.

Race distance: 200m ( 1 Lap)

Heat	Bib	Name	Team
1	23	CAPOBIANCHI Giada	ITALY
2	28	SUMSKYTE Viktorija	LITHUANIA
3	29	SAVICIUTE Arune	LITHUANIA
4	49	TYSHENKO Yana	RUSSIA
5	42	ANDREEVA Kseniia	RUSSIA
6	9	JABORNIKOVA Veronika	CZECH REP.
7	40	SEREMAK Nikola	POLAND
8	17	STEELE Lusia	GREAT BRITAIN
9	36	SIBIAK Nikola	POLAND

Qualification rule: Fastest 8 riders advance to 1/4 Finals

Communiqué approved by the Secretary of the Commissaires Panel \_\_\_\_\_

21-26 August 2018

Communiqué n° 77

## Women Junior Sprint Qualification

Final

Results / Résultats

World Record: 10.709 GROS Mathilde (FRA) Montichiari ITA.

Race distance: 200m ( 1 Lap)

Rank	Bib	Name	Team	100m	Time	Speed
1	42	ANDREEVA Kseniia	RUSSIA	05.607(1)	11.247 05.639(1)	64.017 km/h
2	49	TYSHENKO Yana	RUSSIA	05.617(2)	11.305 05.688(2)	63.688 km/h
3	36	SIBIAK Nikola	POLAND		11.339 11.339(9)	63.497 km/h
4	9	JABORNIKOVA Veronika	CZECH REP.	05.669(3)	11.467 05.798(3)	62.788 km/h
5	17	STEELE Lusia	GREAT BRITAIN	05.678(4)	11.501 05.822(4)	62.603 km/h
6	40	SEREMAK Nikola	POLAND	05.710(5)	11.557 05.846(5)	62.299 km/h
7	23	CAPOBIANCHI Giada	ITALY	05.764(6)	11.653 05.889(6)	61.786 km/h
8	28	SUMSKYTE Viktorija	LITHUANIA	05.825(7)	11.748 05.922(7)	61.287 km/h
9	29	SAVICIUTE Arune	LITHUANIA	06.022(8)	12.206 06.183(8)	58.987 km/h

Qualification rule: Fastest 8 riders advance to 1/4 Finals

Communiqué approved by the Secretary of the Commissaires Panel \_\_\_\_\_

21-26 August 2018

Communiqué n° 78

## Women Junior Sprint Start List / Liste de départ

1/4 Finals Heat 1	Bib	Name	Team
	42	ANDREEVA Kseniia	RUSSIA
	28	SUMSKYTE Viktorija	LITHUANIA
1/4 Finals Heat 2	Bib	Name	Team
	49	TYSHENKO Yana	RUSSIA
	23	CAPOBIANCHI Giada	ITALY
1/4 Finals Heat 3	Bib	Name	Team
	36	SIBIAK Nikola	POLAND
	40	SEREMAK Nikola	POLAND
1/4 Finals Heat 4	Bib	Name	Team
	9	JABORNIKOVA Veronika	CZECH REP.
	17	STEELE Lusia	GREAT BRITAIN

Auqlication rule: The winner of each heat advance to 1/2 Final.

Communiqué approved by the Secretary of the Commissaires Panel \_\_\_\_\_

21-26 August 2018

Communiqué n° 79

## Women Junior Sprint Results / Résultats

Place	Bib	Name	Team	Race 1	Race 2	Decider
<b>1/4 Finals Heat 1</b>						
1	42	ANDREEVA Kseniia	RUSSIA	X	X	
2	28	SUMSKYTE Viktorija	LITHUANIA			
				Time:12.080 59.602km/h	Time:11.837 60.826km/h	
<b>1/4 Finals Heat 2</b>						
1	49	TYSHENKO Yana	RUSSIA	X	X	
2	23	CAPOBIANCHI Giada	ITALY			
				Time:00.000 ∞km/h	Time:11.896 60.524km/h	
<b>1/4 Finals Heat 3</b>						
1	36	SIBIAK Nikola	POLAND	X	X	
2	40	SEREMAK Nikola	POLAND			
				Time:12.145 59.283km/h	Time:12.170 59.161km/h	
<b>1/4 Finals Heat 4</b>						
1	17	STEELE Lusia	GREAT BRITAIN	X		X
2	9	JABORNIKOVA Veronika	CZECH REP.		X	REL
				Time:12.967 55.525km/h	Time:12.123 59.391km/h	Time:12.321 55.525km/h

Qualification rule: The winner of each heat advance to Semifinals.

Relegation for rider 9 JABORNIKOVA Veronika (CZE) for entering the sprinters lane when the opponent was already there.

Communiqué approved by the Secretary of the Commissaires Panel

21-26 August 2018

Communiqué n° 80

## Women Junior Sprint Start List / Liste de départ

Semifinals Heat 1	Bib	Name	Team
	42	ANDREEVA Kseniia	RUSSIA
	17	STEELE Lusia	GREAT BRITAIN

Semifinals Heat 2	Bib	Name	Team
	49	TYSHENKO Yana	RUSSIA
	36	SIBIAK Nikola	POLAND

Qualification rule: The winner of each heat advance to Final for Gold, others for Final for Bronze

Communiqué approved by the Secretary of the Commissaires Panel \_\_\_\_\_

21-26 August 2018

Communiqué n° 81

## Women Junior Sprint Results / Résultats

Place	Bib	Name	Team	Race 1	Race 2	Decider
<b>Semifinals Heat 1</b>						
1	42	ANDREEVA Kseniia	RUSSIA	X	X	
2	17	STEELE Lusia	GREAT BRITAIN			
				Time:12.096 59.523km/h	Time:12.567 57.292km/h	
<b>Semifinals Heat 2</b>						
1	49	TYSHENKO Yana	RUSSIA	X	X	
2	36	SIBIAK Nikola	POLAND			
				Time:11.973 60.135km/h	Time:11.914 60.433km/h	

Qualification rule: The winners race for Gold, others for Bronze

Communiqué approved by the Secretary of the Commissaires Panel



21-26 August 2018

Communiqué n° 82

## Women Junior Sprint Start List / Liste de départ

### Final for Bronze

Bib	Name	Team
17	STEELE Lusia	GREAT BRITAIN
36	SIBIAK Nikola	POLAND

### Final for Gold

Bib	Name	Team
42	ANDREEVA Kseniia	RUSSIA
49	TYSHENKO Yana	RUSSIA

Communiqué approved by the Secretary of the Commissaires Panel \_\_\_\_\_

21-26 August 2018

Communiqué n° 83

## Women Junior Sprint Results / Résultats

Place	Bib	Name	Team	Race 1	Race 2	Decider
<b>Final for Bronze</b>						
1	36	SIBIAK Nikola	POLAND	X	X	
2	17	STEELE Lusia	GREAT BRITAIN			
				Time:12.192 59.055km/h	Time:12.217 58.934km/h	
<b>Final for Gold</b>						
1	49	TYSHENKO Yana	RUSSIA	X	X	
2	42	ANDREEVA Kseniia	RUSSIA			
				Time:12.034 59.83km/h	Time:12.017 59.915km/h	

Communiqué approved by the Secretary of the Commissaires Panel \_\_\_\_\_

21-26 August 2018

Communiqué n° 84

**Women Junior Sprint  
Final Classification / Classement Final**

Rank	Bib	Rider	Team	UCI ID
1	49	TYSHENKO, Yana	RUSSIA	
2	42	ANDREEVA, Kseniia	RUSSIA	
3	36	SIBIAK, Nikola	POLAND	
4	17	STEELE, Lusia	GREAT BRITAIN	
5	9	JABORNIKOVA, Veronika	CZECH REP.	
6	40	SEREMAK, Nikola	POLAND	
7	23	CAPOBIANCHI, Giada	ITALY	
8	28	SUMSKYTE, Viktorija	LITHUANIA	
9	29	SAVICIUTE, Arune	LITHUANIA	

Communiqué approved by the Secretary of the Commissaires Panel

Report printed: 23-08-2018 20:08



[www.veloresults.com](http://www.veloresults.com)

TCT v1.1 Page 1/1

**ALE**<sup>®</sup>

**vittoria**<sup>®</sup>

U E C Official Suppliers

21-26 August 2018

Communiqué n° 85 A

**Women U23 Team Pursuit**  
**Qualifying / Qualifications**  
**Start List / Liste de départ**

World record: 4:10.236 Great Britain (GBR) Rio (BRA)  
Race distance: 4000m ( 20 laps)

Heat	Team	
<b>1</b>	<b>BELARUS</b>	<b>BLR</b>
	1 DZEDZIKAVA Anastasiya	
	2 SAVENKA Karalina	
	3 TSERAH Hanna	
	4 SALAUYEVA Aksana	
<b>2</b>	<b>UKRAINE</b>	<b>UKR</b>
	65 KLIACHINA Oksana	
	66 BIRYUKOVA Julia	
	68 ALIEKSIEIEVA Viktoriia	
	69 FEDOTOVA Kseniia	
<b>3</b>	<b>POLAND</b>	<b>POL</b>
	44 GRACZEWSKA Monika	
	47 LACH Marta	
	49 PIKULIK Wiktoria	
	50 LIPIEJKO Karolina	
<b>4</b>	<b>GERMANY</b>	<b>GER</b>
	12 SUSSEMILCH Laura	
	13 EBERT Michaela	
	14 BRAUSSE Franziska	
	15 TEUTENBERG Lea Lin	
<b>5</b>	<b>GREAT BRITAIN</b>	<b>GBR</b>
	18 BARKER Megan	
	19 RAYBOULD Rebecca	
	21 ROBERTS Jessica	
	24 HOLL Jenny	
<b>6</b>	<b>ITALY</b>	<b>ITA</b>
	28 ALZINI Martina	
	31 BALSAMO Elisa	
	24 GUAZZINI Vittoria	
	34 PATERNOSTER Letizia	

Communiqué approved by the Secretary of the Commissaires Panel

Report printed: 26-08-2018 11:37



www.veloresults.com

TCT v1.1 Page 1/1

**ALE**

**vittoria**

U E C Official Suppliers

## Women U23 Team Pursuit Qualifying / Qualifications

### Results / Résultats

World record: 4:10.236 Great Britain (GBR) Rio (BRA)

Race distance: 4000m ( 20 laps)

Rank		1000m	2000m	3000m	Time	Speed
<b>1</b>	<b>6 ITALY</b>	<b>ITA</b> 1:09.332(1)	2:13.401 1:04.068(1)	3:18.418 1:05.017(1)	<b>4:24.586</b> <b>1:06.168(2)</b>	54.424 km/h
	28 ALZINI Martina 31 BALSAMO Elisa 24 GUAZZINI Vittoria 34 PATERNOSTER Letizia					
<b>2</b>	<b>5 GREAT BRITAIN</b>	<b>GBR</b> 1:10.859(2)	2:15.930 1:05.071(2)	3:21.611 1:05.681(2)	<b>4:27.708</b> <b>1:06.097(1)</b>	53.789 km/h
	18 BARKER Megan 19 RAYBOULD Rebecca 21 ROBERTS Jessica 24 HOLL Jenny					
<b>3</b>	<b>4 GERMANY</b>	<b>GER</b> 1:12.253(3)	2:19.477 1:07.224(5)	3:28.043 1:08.565(4)	<b>4:36.947</b> <b>1:08.904(3)</b>	51.995 km/h
	12 SUSSEMILCH Laura 13 EBERT Michaela 14 BRAUSSE Franziska 15 TEUTENBERG Lea Lin					
<b>4</b>	<b>1 BELARUS</b>	<b>BLR</b> 1:14.295(5)	2:20.907 1:06.612(3)	3:29.669 1:08.761(5)	<b>4:38.866</b> <b>1:09.196(4)</b>	51.637 km/h
	1 DZEDZIKAVA Anastasiya 2 SAVENKA Karalina 3 TSERAH Hanna 4 SALAUYEVA Aksana					
<b>5</b>	<b>3 POLAND</b>	<b>POL</b> 1:12.272(4)	2:19.444 1:07.171(4)	3:29.303 1:09.859(6)	<b>4:41.147</b> <b>1:11.844(6)</b>	51.218 km/h
	44 GRACZEWSKA Monika 47 LACH Marta 49 PIKULIK Wiktorja 50 LIPIEJKO Karolina					
<b>6</b>	<b>2 UKRAINE</b>	<b>UKR</b> 1:14.620(6)	2:23.403 1:08.783(6)	3:31.940 1:08.536(3)	<b>4:41.256</b> <b>1:09.316(5)</b>	51.198 km/h
	65 KLIACHINA Oksana 66 BIRYUKOVA Julia 68 ALIEKSIEIEVA Viktoriia 69 FEDOTOVA Kseniia					

**Qualification Rule:**

The winners of heats 3 and 4 in the First round ride the final for the gold and silver medals.  
The remaining 4 teams will be ranked by their times in the First round and will be paired as follows:  
The two fastest teams ride the final for the bronze medal

Communiqué approved by the President of the Commissaires Panel

21-26 August 2018

Communiqué n° 87 C

**Women U23 Team Pursuit**  
**First Round/ Premier Tour**  
**Start List / Liste de départ**

World record: 4:10.236 Great Britain (GBR) Rio (BRA)

Race distance: 4000m ( 20 laps)

**Team**

---

**Heat 1 POLAND**

44 GRACZEWSKA Monika  
52 ROZYNSKA Nikola  
49 PIKULIK Wiktoria  
50 LIPIEJKO Karolina

**UKRAINE**

65 KLIACHINA Oksana  
66 BIRYUKOVA Julia  
68 ALIEKSIEIEVA Viktoriia  
69 FEDOTOVA Kseniia

---

**Heat 2 GREAT BRITAIN**

18 BARKER Megan  
19 RAYBOULD Rebecca  
17 DENTUS Abigail  
24 HOLL Jenny

**GERMANY**

12 SUSSEMILCH Laura  
13 EBERT Michaela  
14 BRAUSSE Franziska  
15 TEUTENBERG Lea Lin

---

**Heat 3 ITALY**

28 ALZINI Martina  
31 BALSAMO Elisa  
32 CAVALLI Marta  
34 PATERNOSTER Letizia

**BLR**

1 DZEDZIKAVA Anastasiya  
2 SAVENKA Karalina  
3 TSERAH Hanna  
4 SALAUYEVA Aksana

---

**Heat 4**

**Qualification Rule:**

The winners of heats 2 and 3 in the First round ride the final for the gold and silver medals.

The remaining 4 teams will be ranked by their times in the First round and will be paired as follows:

The two fastest teams ride the final for the bronze medal

Communiqué approved by the President of the Commissaires Panel \_\_\_\_\_

**Women U23 Team Pursuit**  
**First Round/ Premier Tour**  
**Results / Résultats**

World record: 4:10.236 Great Britain (GBR) Rio (BRA)  
Race distance: 4000m ( 20 laps)

Heat 1	Team	1km	2km	3km	Time	Diff
<b>1</b>	<b>POLAND</b>	1:12.631	2:18.046	3:26.373	<b>4:38.019</b>	
	44 GRACZEWSKA Monika					
	52 ROZYNSKA Nikola					
	49 PIKULIK Wiktoria					
	50 LIPIEJKO Karolina					
<b>2</b>	<b>UKRAINE</b>	1:13.789	2:21.304	3:29.835	<b>4:39.066</b>	+01.047
	65 KLIACHINA Oksana					
	66 BIRYUKOVA Julia					
	68 ALIEKSIEIEVA Viktoriia					
	69 FEDOTOVA Kseniia					

Heat 2	Team	1km	2km	3km	Time	Diff
<b>1</b>	<b>GREAT BRITAIN</b>					
	18 BARKER Megan					
	19 RAYBOULD Rebecca					
	17 DENTUS Abigail					
	24 HOLL Jenny					
<b>2</b>	<b>GERMANY</b>	1:11.781	2:17.977	3:25.427	<b>4:33.273</b>	+3:33.273
	12 SUSSEMILCH Laura					
	13 EBERT Michaela					
	14 BRAUSSE Franziska					
	15 TEUTENBERG Lea Lin					

Heat 3	Team	1km	2km	3km	Time	Diff
<b>1</b>	<b>ITALY</b>					
	28 ALZINI Martina					
	31 BALSAMO Elisa					
	32 CAVALLI Marta					
	34 PATERNOSTER Letizia					
<b>2</b>	<b>BELARUS</b>	1:11.920	2:18.398	3:27.389	<b>4:36.499</b>	+3:36.499
	1 DZEDZIKAVA Anastasiya					
	2 SAVENKA Karalina					
	3 TSERAH Hanna					
	4 SALAUYEVA Aksana					

**Qualification Rule:**

The winners of heats 2 and 3 in the First round ride the final for the gold and silver medals.  
The remaining 4 teams will be ranked by their times in the First round and will be paired as follows:  
The two fastest teams ride the final for the bronze medal

Communiqué approved by the President of the Commissaires Panel

21-26 August 2018

Communiqué n° 89 A

**Women U23 Team Pursuit**  
**Finals/ Finales**

**Start List / Liste de départ**

World record: 4:10.236 Great Britain (GBR) Rio (BRA)

Race distance: 4000m ( 20 laps)

---

<b>Heat for Bronze</b>	<b>GERMANY</b>	<b>GER</b>
	12 SUSSEMILCH Laura	
	13 EBERT Michaela	
	14 BRAUSSE Franziska	
	15 TEUTENBERG Lea Lin	
	<b>BELARUS</b>	<b>BLR</b>
	1 DZEDZIKAVA Anastasiya	
	2 SAVENKA Karalina	
	3 TSERAH Hanna	
	4 SALAUYEVA Aksana	
<b>Heat for Gold</b>	<b>ITALY</b>	<b>ITA</b>
	28 ALZINI Martina	
	31 BALSAMO Elisa	
	32 CAVALLI Marta	
	34 PATERNOSTER Letizia	
	<b>GREAT BRITAIN</b>	<b>GBR</b>
	18 BARKER Megan	
	19 RAYBOULD Rebecca	
	21 ROBERTS Jessica	
	24 HOLL Jenny	

Communiqué approved by the President of the Commissaires Panel \_\_\_\_\_



21-26 August 2018

Communiqué n° 90

**Women U23 Team Pursuit**  
**Results and Final Classification / Résultats et classement final**

**Results / Résultats**

World record: 4:10.236 Great Britain (GBR) Rio (BRA)

Race distance: 4000m ( 20 laps)

Medal	Rank	Team	1000m	2000m	3000m	Time	Speed
<b>Gold</b>	<b>1</b>	<b>ITA</b>	1:08.163	2:10.095	00.000		
	28	ALZINI Martina					
	31	BALSAMO Elisa					
	32	CAVALLI Marta					
<b>Silver</b>	<b>2</b>	<b>GBR</b>	1:10.539	2:14.691	00.000	<b>OVR</b>	
	18	BARKER Megan					
	19	RAYBOULD Rebecca					
	21	ROBERTS Jessica					
<b>Bronze</b>	<b>3</b>	<b>GER</b>	1:12.493	2:18.078	3:24.427	<b>4:32.429</b>	
	12	SUSSEMILCH Laura					
	13	EBERT Michaela					
	14	BRAUSSE Franziska					
	15	TEUTENBERG Lea Lin					
	<b>4</b>	<b>BLR</b>	1:11.671	2:17.730	3:25.241	<b>4:34.534</b>	
	1	DZEDZIKAVA Anastasiya					
	2	SAVENKA Karalina					
	3	TSERAH Hanna					
	4	SALAUYEVA Aksana					
	<b>5</b>	<b>POL</b>					
	44	GRACZEWSKA Monika					
52	ROZYNSKA Nikola						
49	PIKULIK Wiktoria						
50	LIPIEJKO Karolina						
<b>6</b>	<b>UKR</b>						
65	KLIACHINA Oksana						
66	BIRYUKOVA Julia						
68	ALIEKSIEIEVA Viktoriia						
69	FEDOTOVA Kseniia						

Communiqué approved by the President of the Commissaires Panel

21-26 August 2018

Communiqué n° 91 A

**Men U23 Team Pursuit**  
**Qualifying / Qualifications**  
**Start List / Liste de départ**

World Record: 3:50.265 Great Britain (GBR) Rio (Bra)  
Race distance: 4000m (20 laps)

Heat	Team	
<b>1</b>	<b>SPAIN</b>	<b>ESP</b>
	82 BUADES FERRIOL Marc	
	83 ETXABE CASTILLO Gorka	
	84 GARIKANO LOPETEGI Luis Mari	
	86 BENNASSAR ROSSELLO Joan Marti	
<b>2</b>	<b>POLAND</b>	<b>POL</b>
	60 SLAWEK Damian	
	62 KAISER Adrian	
	65 RUDYK Bartosz	
	66 CZUBAK Dawid	
<b>3</b>	<b>RUSSIA</b>	<b>RUS</b>
	76 SMIRNOV Ivan	
	77 MUKHOMEDIAROV Dmitrii	
	78 GONOV Lev	
	79 SYRITSA Gleb	
<b>4</b>	<b>SWITZERLAND</b>	<b>SUI</b>
	89 SELENATI Nico	
	90 RUEGG Lukas	
	92 BISSEGGER Stefan	
	93 FROIDEVAUX Robin	
<b>5</b>	<b>GERMANY</b>	<b>GER</b>
	23 FRAHM Jasper	
	24 SCHMIEDEL Sebastian	
	25 MALCHAREK Moritz	
	28 GROSS Felix	
<b>6</b>	<b>ITALY</b>	<b>ITA</b>
	47 PLEBANI Davide	
	49 MORO Stefano	
	50 GIORDANI Carloalberto	
	54 MASOTTO Giulio	
<b>7</b>	<b>GREAT BRITAIN</b>	<b>GBR</b>
	30 BOSTOCK Matthew	
	31 HOLT Joe	
	36 BRITTON Rhys	
	37 WRIGHT Fred	

21-26 August 2018

Communiqué n° 91 A

**Men U23 Team Pursuit**  
**Qualifying / Qualifications**  
**Start List / Liste de départ**

World Record: 3:50.265 Great Britain (GBR) Rio (Bra)  
Race distance: 4000m (20 laps)

**Qualification Rule:**

The All teams qualify to round 1 and will be matched in the First round as follows:

The 5th fastest team against the 7th fastest team.

The 6th fastest team by Itself.

The 2nd fastest team against the 3rd fastest team.

The fastest team against the 4th fastest team.

The winners of heats 3 and 4 in the First round ride the final for the gold and silver medals.

The remaining 5 teams will be ranked by their times in the First round and will be paired as follows:

The two fastest teams ride the final for the bronze medal

Communiqué approved by the Secretary of the Commissaires Panel

**Men U23 Team Pursuit  
Qualifying / Qualifications  
Results / Résultats**

World Record: 3:50.265 Great Britain (GBR) Rio (Bra)  
Race distance: 4000m (20 laps)

Rank			1000m	2000m	3000m	Time	Speed
<b>1</b>	<b>7 GREAT BRITAIN</b>	<b>GBR</b>	1:04.028(1)	2:02.623 58.595(5)	3:01.043 58.420(1)	<b>4:00.275</b> <b>59.232(4)</b>	59.931 km/h
	30 BOSTOCK Matthew 31 HOLT Joe 36 BRITTON Rhys 37 WRIGHT Fred						
<b>2</b>	<b>4 SWITZERLAND</b>	<b>SUI</b>	1:05.760(4)	2:03.965 58.204(2)	3:02.424 58.459(2)	<b>4:01.205</b> <b>58.781(2)</b>	59.700 km/h
	89 SELENATI Nico 90 RUEGG Lukas 92 BISSEGGER Stefan 93 FROIDEVAUX Robin						
<b>3</b>	<b>5 GERMANY</b>	<b>GER</b>	1:05.950(5)	2:04.519 58.569(4)	3:04.526 1:00.007(4)	<b>4:03.685</b> <b>59.158(3)</b>	59.092 km/h
	23 FRAHM Jasper 24 SCHMIEDEL Sebastian 25 MALCHAREK Moritz 28 GROSS Felix						
<b>4</b>	<b>6 ITALY</b>	<b>ITA</b>	1:06.889(7)	2:06.797 59.908(6)	3:05.959 59.162(3)	<b>4:04.696</b> <b>58.736(1)</b>	58.848 km/h
	47 PLEBANI Davide 49 MORO Stefano 50 GIORDANI Carloalberto 54 MASOTTO Giulio						
<b>5</b>	<b>2 POLAND</b>	<b>POL</b>	1:05.225(3)	2:03.647 58.421(3)	3:03.680 1:00.033(5)	<b>4:05.871</b> <b>1:02.191(5)</b>	58.567 km/h
	60 SLAWEK Damian 62 KAISER Adrian 65 RUDYK Bartosz 66 CZUBAK Dawid						
<b>6</b>	<b>3 RUSSIA</b>	<b>RUS</b>	1:04.662(2)	2:02.725 58.063(1)	3:05.894 1:03.169(7)	<b>4:14.345</b> <b>1:08.450(7)</b>	56.616 km/h
	76 SMIRNOV Ivan 77 MUKHOMEDIAROV Dmitrii 78 GONOV Lev 79 SYRITSA Gleb						
<b>7</b>	<b>1 SPAIN</b>	<b>ESP</b>	1:06.727(6)	2:07.934 1:01.206(7)	3:10.810 1:02.876(6)	<b>4:15.295</b> <b>1:04.485(6)</b>	56.405 km/h
	82 BUADES FERRIOL Marc 83 ETXABE CASTILLO Gorka 84 GARIKANO LOPETEGI Luis Mari 86 BENNASSAR ROSSELLO Joan Marti						

**Qualification Rule:**

The All teams qualify to round 1 and will be matched in the First round as follows:  
The 5th fastest team against the 7th fastest team.  
The 6th fastest team by Itself.  
The 2nd fastest team against the 3rd fastest team.  
The fastest team against the 4th fastest team.  
The winners of heats 3 and 4 in the First round ride the final for the gold and silver medals.  
The remaining 5 teams will be ranked by their times in the First round and will be paired as follows:  
The two fastest teams ride the final for the bronze medal

Communiqué approved by the President of the Commissaires Panel

**Men U23 Team Pursuit**  
**First Round/ Premier Tour**  
**Start List / Liste de départ**

World Record: 3:50.265 Great Britain (GBR) Rio (BRA)

Race distance: 4000m ( 20 laps)

**Team**

---

**Heat 1 RUSSIA**

76 SMIRNOV Ivan  
77 MUKHOMEDIAROV Dmitrii  
78 GONOV Lev  
79 SYRITSA Gleb

---

**Heat 2 POLAND**

60 SLAWEK Damian  
62 KAISER Adrian  
65 RUDYK Bartosz  
66 CZUBAK Dawid

**SPAIN**

82 BUADES FERRIOL Marc  
83 ETXABE CASTILLO Gorka  
84 GARIKANO LOPETEGI Luis Mari  
86 BENNASSAR ROSSELLO Joan Marti

---

**Heat 3 SWITZERLAND**

94 THIEBAUD Valere  
90 RUEGG Lukas  
92 BISSEGGER Stefan  
93 FROIDEVAUX Robin

**GER**

23 FRAHM Jasper  
27 BANUSCH Richard  
25 MALCHAREK Moritz  
28 GROSS Felix

---

**Heat 4 GREAT BRITAIN**

30 BOSTOCK Matthew  
31 HOLT Joe  
32 WALLS Matthew  
37 WRIGHT Fred

**ITALY**

47 PLEBANI Davide  
49 MORO Stefano  
50 GIORDANI Carloalberto  
54 MASOTTO Giulio

**Qualification Rule:**

The winners of heats 3 and 4 in the First round ride the final for the gold and silver medals.  
The remaining 5 teams will be ranked by their times in the First round and will be paired as follows:  
The two fastest teams ride the final for the bronze medal

Communiqué approved by the President of the Commissaires Panel \_\_\_\_\_

21-26 August 2018

Communiqué n° 94

**Men U23 Team Pursuit**  
**First Round/ Premier Tour**  
**Results / Résultats**

World Record: 3:50.265 Great Britain (GBR) Rio (BRA)

Race distance: 4000m ( 20 laps)

Heat 1	Team	1km	2km	3km	Time	Diff
<b>1</b>	<b>RUSSIA</b>	1:04.358	2:02.277	3:00.820	<b>4:01.587</b>	
	76 SMIRNOV Ivan					
	77 MUKHOMEDIAROV Dmitrii					
	78 GONOV Lev					
	79 SYRITSA Gleb					
Heat 2	Team	1km	2km	3km	Time	Diff
<b>1</b>	<b>POLAND</b>	1:04.809	00.000	3:03.170	<b>4:02.941</b>	
	60 SLAWEK Damian					
	62 KAISER Adrian					
	65 RUDYK Bartosz					
	66 CZUBAK Dawid					
<b>2</b>	<b>SPAIN</b>	1:06.590	2:07.817	3:10.133	<b>4:11.229</b>	+08.288
	82 BUADES FERRIOL Marc					
	83 ETXABE CASTILLO Gorka					
	84 GARIKANO LOPETEGI Luis Mari					
	86 BENNASSAR ROSSELLO Joan Marti					
Heat 3	Team	1km	2km	3km	Time	Diff
<b>1</b>	<b>SWITZERLAND</b>	1:04.464	2:01.271			
	94 THIEBAUD Valere					
	90 RUEGG Lukas					
	92 BISSEGGGER Stefan					
	93 FROIDEVAUX Robin					
<b>2</b>	<b>GERMANY</b>	1:05.748	2:03.683		<b>DNF</b>	
	23 FRAHM Jasper					
	27 BANUSCH Richard					
	25 MALCHAREK Moritz					
	28 GROSS Felix					
Heat 4	Team	1km	2km	3km	Time	Diff
<b>1</b>	<b>GREAT BRITAIN</b>					
	30 BOSTOCK Matthew					
	31 HOLT Joe					
	32 WALLS Matthew					
	37 WRIGHT Fred					
<b>2</b>	<b>ITALY</b>	1:04.781	2:03.406	00.000	<b>4:02.636</b>	+3:02.636
	47 PLEBANI Davide					
	49 MORO Stefano					
	50 GIORDANI Carloalberto					
	54 MASOTTO Giulio					

**Qualification Rule:**

The winners of heats 3 and 4 in the First round ride the final for the gold and silver medals.

**Men U23 Team Pursuit**  
**First Round/ Premier Tour**

**Results / Résultats**

World Record: 3:50.265 Great Britain (GBR) Rio (BRA)

Race distance: 4000m ( 20 laps)

The remaining 5 teams will be ranked by their times in the First round and will be paired as follows:  
The two fastest teams ride the final for the bronze medal

Communiqué approved by the President of the Commissaires Panel

21-26 August 2018

Communiqué n° 95

## Men U23 Team Pursuit

### Finals/ Finales

#### Start List / Liste de départ

World Record: 3:50.265 Great Britain (GBR) Rio (Bra)

Race distance: 4000m (20 laps)

---

<b>Heat for Bronze</b>	<b>RUSSIA</b>	<b>RUS</b>
	76 SMIRNOV Ivan	
	77 MUKHOMEDIAROV Dmitrii	
	78 GONOV Lev	
	79 SYRITSA Gleb	
	<b>ITALY</b>	<b>ITA</b>
	47 PLEBANI Davide	
	49 MORO Stefano	
	50 GIORDANI Carloalberto	
	54 MASOTTO Giulio	
<b>Heat for Gold</b>	<b>GREAT BRITAIN</b>	<b>GBR</b>
	30 BOSTOCK Matthew	
	31 HOLT Joe	
	32 WALLS Matthew	
	37 WRIGHT Fred	
	<b>SWITZERLAND</b>	<b>SUI</b>
	94 THIEBAUD Valere	
	90 RUEGG Lukas	
	92 BISSEGGGER Stefan	
	93 FROIDEVAUX Robin	

Communiqué approved by the President of the Commissaires Panel \_\_\_\_\_



21-26 August 2018

Communiqué n° 96 A

**Men U23 Team Pursuit**  
**Results and Final Classification / Résultats et classement final**  
**Results / Résultats**

World Record: 3:50.265 Great Britain (GBR) Rio (Bra)

Race distance: 4000m (20 laps)

Medal	Rank	Team	1000m	2000m	3000m	Time	Speed
<b>Gold</b>	<b>1</b>	<b>GBR</b>	1:02.460	1:59.914	2:58.209	<b>3:57.336</b>	
	30	BOSTOCK Matthew					
	31	HOLT Joe					
	32	WALLS Matthew					
	37	WRIGHT Fred					
<b>Silver</b>	<b>2</b>	<b>SUI</b>	1:03.205	2:00.316	2:58.450	<b>DNF</b>	
	94	THIEBAUD Valere					
	90	RUEGG Lukas					
	92	BISSEGGGER Stefan					
	93	FROIDEVAUX Robin					
<b>Bronze</b>	<b>3</b>	<b>RUS</b>	1:04.745	2:01.218	2:58.462		
	76	SMIRNOV Ivan					
	77	MUKHOMEDIAROV Dmitrii					
	78	GONOV Lev					
	79	SYRITSA Gleb					
	<b>4</b>	<b>ITA</b>	1:05.395	2:03.965	3:03.375	<b>OVR</b>	
	47	PLEBANI Davide					
	49	MORO Stefano					
	50	GIORDANI Carloalberto					
	54	MASOTTO Giulio					
	<b>5</b>	<b>POL</b>					
	60	SLAWEK Damian					
	62	KAISER Adrian					
	65	RUDYK Bartosz					
	66	CZUBAK Dawid					
	<b>6</b>	<b>ESP</b>					
	82	BUADES FERRIOL Marc					
	83	ETXABE CASTILLO Gorka					
	84	GARIKANO LOPETEGI Luis Mari					
	86	BENNASSAR ROSSELLO Joan Marti					
	<b>7</b>	<b>GER</b>					
	23	FRAHM Jasper					
	27	BANUSCH Richard					
	25	MALCHAREK Moritz					
	28	GROSS Felix					

Communiqué approved by the President of the Commissaires Panel

21-26 August 2018

Communiqué n° 97 A

## Men Junior 1km Time Trial FINAL

Final

Start List / Liste de départ

World Record: 1:00.578 RITTER Stephan (CAN) Aguascalientes (MEX)

Race distance 1000m ( 5 laps)

Heat	Bib	Name	Team
1	22	RENVOISE Titouan	FRANCE
2	50	PONGILUPPI Matteo	ITALY
3	65	PROKOPYSZYN Filip	POLAND
4	89	WEBER Oliver	SWITZERLAND
5	55	NAUJOKAITIS Aivaras	LITHUANIA
6	37	COOPER Daniel	GREAT BRITAIN
7	33	ZILLMER Maarten	GERMANY
8	32	JAGER Julien	GERMANY
9	94	DENESENKO Vladyslav	UKRAINE
10	81	URRA GARMENDIA Aritz	SPAIN
11	85	JIMENEZ ELIZONDO Ekain	SPAIN
12	7	DENS Tuur	BELGIUM
13	71	SMAGIN Mihail	RUSSIA
14	39	LIVANOS Konstantinos	GREECE
15	11	LUXIK Jiri	CZECH REP.
16	48	BOSCARO Davide	ITALY
17	12	STASTNY Jakub	CZECH REP.

Communiqué approved by the Secretary of the Commissaires Panel \_\_\_\_\_

Report printed: 26-08-2018 11:39



www.veloresults.com

TCM v2 Page 1/1

**ALE**<sup>®</sup>

**vittoria**<sup>®</sup>

U E C O f f i c i a l S u p p l i e r s

21-26 August 2018

Communiqué n° 98

## Men Junior 1km Time Trial FINAL

Final

Results / Résultats

World Record: 1:00.578 RITTER Stephan (CAN) Aguascalientes (MEX)

Race distance 1000m ( 5 laps)

Rank	Bib	Name	Team	200m	400m	800m	Time	Speed
1	12	STASTNY Jakub	CZECH REP.	16.186(3)	27.108 10.921(2)	50.044 22.935(2)	1:02.837 12.793(5)	57.291 km/h
2	22	RENVOISE Titouan	FRANCE	16.075(2)	26.940 10.865(1)	50.046 23.106(3)	1:02.954 12.907(7)	57.184 km/h
3	65	PROKOPYSZYN Filip	POLAND	17.423(16)	28.629 11.206(5)	51.336 22.707(1)	1:03.597 12.260(1)	56.606 km/h
4	39	LIVANOS Konstantinos	GREECE	16.399(5)	27.710 11.311(7)	51.194 23.484(5)	1:03.883 12.688(3)	56.353 km/h
5	11	LUXIK Jiri	CZECH REP.	16.889(11)	28.102 11.213(6)	51.630 23.528(6)	1:04.188 12.558(2)	56.085 km/h
6	71	SMAGIN Mihail	RUSSIA	16.067(1)	27.087 11.020(3)	50.933 23.845(9)	1:04.286 13.353(16)	55.999 km/h
7	7	DENS Tuur	BELGIUM	17.056(12)	28.415 11.358(8)	51.612 23.197(4)	1:04.308 12.695(4)	55.980 km/h
8	33	ZILLMER Maarten	GERMANY	16.631(8)	27.994 11.363(9)	51.565 23.570(7)	1:04.522 12.957(8)	55.794 km/h
9	81	URRA GARMENDIA Aritz	SPAIN	16.480(7)	27.676 11.196(4)	51.263 23.586(8)	1:04.690 13.427(17)	55.650 km/h
10	32	JAGER Julien	GERMANY	16.281(4)	27.666 11.385(10)	51.598 23.932(10)	1:04.801 13.202(12)	55.554 km/h
11	85	JIMENEZ ELIZONDO Ekain	SPAIN	16.714(10)	28.119 11.404(11)	52.054 23.935(11)	1:05.193 13.138(10)	55.220 km/h
12	55	NAUJOKAITIS Aivaras	LITHUANIA	17.155(14)	28.997 11.842(15)	52.952 23.955(12)	1:05.797 12.844(6)	54.713 km/h
13	94	DENESENKO Vladyslav	UKRAINE	16.442(6)	28.075 11.632(12)	52.749 24.674(15)	1:05.967 13.218(13)	54.572 km/h
14	37	COOPER Daniel	GREAT BRITAIN	16.673(9)	28.473 11.800(13)	53.028 24.554(14)	1:06.340 13.311(15)	54.265 km/h
15	89	WEBER Oliver	SWITZERLAND	17.337(15)	29.450 12.113(16)	53.976 24.525(13)	1:06.971 12.995(9)	53.754 km/h
16	50	PONGILUPPI Matteo	ITALY	17.115(13)	28.943 11.828(14)	53.680 24.736(16)	1:06.984 13.304(14)	53.744 km/h
17	48	BOSCARO Davide	ITALY	18.453(17)	31.738 13.285(17)	59.628 27.890(17)	1:12.813 13.185(11)	49.441 km/h

Communiqué approved by the President of the Commissaires Panel

Report printed: 22-08-2018 16:45

 PHOENIX

www.veloresults.com

TCT v1.1 Page 1/1

 ALE®

 vittoria®

U E C O f f i c i a l S u p p l i e r s

21-26 August 2018

Communiqué n° 99

**Women U23 Scratch Race**  
**Start List / Liste de départ**

Race distance: 10 km (50 laps)

**Starting on the Railing**

No.	Rider	Nation	Team	Class
3	TSERAH Hanna	BLR	BELARUS	
8	KOHOUTKOVA Katerina	CZE	CZECH REP.	
11	FORTIN Valentine	FRA	FRANCE	
16	STEFFEN Hannah	GER	GERMANY	
19	RAYBOULD Rebecca	GBR	GREAT BRITAIN	
25	COLLINS Autumn	IRL	IRELAND	
29	BARBIERI Rachele	ITA	ITALY	
37	BALEISYTE Olivija	LTU	LITHUANIA	

**Starting on the Blueband**

No.	Rider	Nation	Team	Class
41	VAN HAAFTEN Kirstie	NED	NETHERLANDS	
44	GRACZEWSKA Monika	POL	POLAND	
53	MARTINS Maria	POR	PORTUGAL	
57	ROSTOVTZEVA Maria	RUS	RUSSIA	
59	MEDVEDOVA Tereza	SVK	SLOVAKIA	
61	FERRERES NAVARRO Isabel	ESP	SPAIN	
62	SEITZ Aline	SUI	SWITZERLAND	
69	FEDOTOVA Kseniia	UKR	UKRAINE	

Communiqué approved by the Secretary of the Commissaires Panel

Report printed: 22-08-2018 18:23



www.veloresults.com

TCM v2 Page 1/1

**ALE**<sup>®</sup>

**vittoria**<sup>®</sup>

U E C O f f i c i a l S u p p l i e r s

21-26 August 2018

Communiqué n° 100

## Women U23 Scratch Race Results / Résultats

Race distance: 10 km (50 laps)

Elapsed time: 13:01

Average speed: Speed: 46.094 km/h

Rank	Bib	Name	Nation	Team	Laps Down
1	41	VAN HAAFTEN Kirstie	NED	NETHERLANDS	
2	19	RAYBOULD Rebecca	GBR	GREAT BRITAIN	
3	53	MARTINS Maria	POR	PORTUGAL	
4	59	MEDVEDOVA Tereza	SVK	SLOVAKIA	
5	62	SEITZ Aline	SUI	SWITZERLAND	-1
6	29	BARBIERI Rachele	ITA	ITALY	-1
7	11	FORTIN Valentine	FRA	FRANCE	-1
8	37	BALEISYTE Olivija	LTU	LITHUANIA	-1
9	69	FEDOTOVA Kseniia	UKR	UKRAINE	-1
10	3	TSERAH Hanna	BLR	BELARUS	-1
11	44	GRACZEWSKA Monika	POL	POLAND	-1
12	57	ROSTOVITZEVA Maria	RUS	RUSSIA	-1
13	61	FERRERES NAVARRO Isabel	ESP	SPAIN	-1
14	8	KOHOUTKOVA Katerina	CZE	CZECH REP.	-1
15	16	STEFFEN Hannah	GER	GERMANY	-1
16	25	COLLINS Autumn	IRL	IRELAND	-1

Communiqué approved by the Secretary of the Commissaires Panel

Report printed: 22-08-2018 18:20



[www.veloresults.com](http://www.veloresults.com)

TCM v2 Page 1/1

**ALE**<sup>®</sup>

**vittoria**<sup>®</sup>

U E C Official Suppliers

21-26 August 2018

Communiqué n° 101

**Men U23 Scratch Race Final**  
Start List / Liste de départ

Race distance: 15 km (75 laps)

**Starting on the Railing**

No.	Rider	Nation	Team	Class
27	BANUSCH Richard	GER	GERMANY	
44	RYAN Fintan	IRL	IRELAND	
96	SHEVCHUK Taras	UKR	UKRAINE	
39	CHRISTAKOS Dimitrios	GRE	GREECE	
72	ROSTOVTSEV Sergei	RUS	RUSSIA	
6	GHYS Robbe	BEL	BELGIUM	
2	RITZINGER Felix	AUT	AUSTRIA	
1	STEPANYAN Edgar	ARM	ARMENIA	
89	SELENATI Nico	SUI	SWITZERLAND	

**Starting on the Blueband**

No.	Rider	Nation	Team	Class
32	WALLS Matthew	GBR	GREAT BRITAIN	
66	CZUBAK Dawid	POL	POLAND	
56	KOOISTRA Marten	NED	NETHERLANDS	
15	BABOR Daniel	CZE	CZECH REP.	
69	DO REGO PEREIRA Miguel Angelo	POR	PORTUGAL	
16	COSTEPLANE Aurelien	FRA	FRANCE	
48	VIVIANI Attilio	ITA	ITALY	
4	TSIMOSHYSK Uladzislau	BLR	BELARUS	

Communiqué approved by the Secretary of the Commissaires Panel

Report printed: 22-08-2018 18:43



[www.veloresults.com](http://www.veloresults.com)

TCM v2 Page 1/1

**ALE**<sup>®</sup>

**vittoria**<sup>®</sup>

U E C Official Suppliers

21-26 August 2018

Communiqué n° 102

**Men U23 Scratch Race Final**  
**Results / Résultats**

Race distance: 15 km (75 laps)

Elapsed time: 17:04

Average speed: Speed: 52.734 km/h

Rank	Bib	Name	Nation	Team	Laps Down	
1	32	WALLS Matthew	GBR	GREAT BRITAIN		
2	89	SELENATI Nico	SUI	SWITZERLAND		
3	56	KOOISTRA Marten	NED	NETHERLANDS		
4	69	DO REGO PEREIRA Miguel Angelo	POR	PORTUGAL		
5	16	COSTEPLANE Aurelien	FRA	FRANCE	-1	
6	15	BABOR Daniel	CZE	CZECH REP.	-1	
7	72	ROSTOVTSEV Sergei	RUS	RUSSIA	-1	
8	6	GHYS Robbe	BEL	BELGIUM	-1	
9	44	RYAN Fintan	IRL	IRELAND	-1	
10	96	SHEVCHUK Taras	UKR	UKRAINE	-1	
11	4	TSIMOSHYK Uladzislau	BLR	BELARUS	-1	
12	1	STEPANYAN Edgar	ARM	ARMENIA	-1	
13	66	CZUBAK Dawid	POL	POLAND	-1	
	48	VIVIANI Attilio	ITA	ITALY	-1	DNF
	2	RITZINGER Felix	AUT	AUSTRIA	-1	DNF
	39	CHRISTAKOS Dimitrios	GRE	GREECE	-1	DNF
	27	BANUSCH Richard	GER	GERMANY	-1	DNF

Communiqué approved by the Secretary of the Commissaires Panel

Report printed: 22-08-2018 18:43



[www.veloresults.com](http://www.veloresults.com)

TCM v2 Page 1/1

**ALE**<sup>®</sup>

**vittoria**<sup>®</sup>

U E C Official Suppliers

21-26 August 2018

Communiqué n° 103

**Women Junior Elimination**  
Start List / Liste de départ

**Starting on the Railing**

No.	Rider	Nation	Team	Class
31	ZUPERKAITE Erika	LTU	LITHUANIA	
18	LIODAKI Sofia	GRE	GREECE	
19	HOMER Gabriella	IRL	IRELAND	
33	VAN ROOIJEN Eline	NED	NETHERLANDS	
3	BOSSUYT Shari	BEL	BELGIUM	
35	JASKULSKA Marta	POL	POLAND	
22	SCARSI Gloria	ITA	ITALY	

**Starting on the Blueband**

No.	Rider	Nation	Team	Class
44	MINASIAN Karine	RUS	RUSSIA	
51	MAIOZ MUJIKI Izarne	ESP	SPAIN	
10	NIGUL Mathilde	EST	ESTONIA	
8	SEVCIKOVA Petra	CZE	CZECH REP.	
50	MACHALCOVA Petra	SVK	SLOVAKIA	
16	SMEKAL Finja	GER	GERMANY	
1	KOLESAVA Anastasiya	BLR	BELARUS	

Communiqué approved by the Secretary of the Commissaires Panel

Report printed: 21/08/2018 19:30



[www.veloreults.com](http://www.veloreults.com)

TCM v2 Page 1/1

**ALE**<sup>®</sup>

**vittoria**<sup>®</sup>

U E C O f f i c i a l S u p p l i e r s



21-26 August 2018

Communiqué n° 104

**Women Junior Elimination**  
Results / Résultats

Rank	Bib	Name	Nation	Team	Laps Down
1	22	SCARSI Gloria	ITA	ITALY	
2	3	BOSSUYT Shari	BEL	BELGIUM	
3	35	JASKULSKA Marta	POL	POLAND	
4	8	SEVCIKOVA Petra	CZE	CZECH REP.	
5	51	MAIOZ MUJIKA Izarne	ESP	SPAIN	
6	1	KOLESAVA Anastasiya	BLR	BELARUS	
7	44	MINASIAN Karine	RUS	RUSSIA	
8	19	HOMER Gabriella	IRL	IRELAND	
9	33	VAN ROOIJEN Eline	NED	NETHERLANDS	
10	16	SMEKAL Finja	GER	GERMANY	
11	18	LIODAKI Sofia	GRE	GREECE	
12	31	ZUPERKAITE Erika	LTU	LITHUANIA	
13	50	MACHALCOVA Petra	SVK	SLOVAKIA	
14	10	NIGUL Mathilde	EST	ESTONIA	

Communiqué approved by the Secretary of the Commissaires Panel

Report printed: 22-08-2018 19:09



[www.veloresults.com](http://www.veloresults.com)

TCM v2 Page 1/1

**ALE**<sup>®</sup>

**vittoria**<sup>®</sup>

U E C Official Suppliers

21-26 August 2018

Communiqué n° 105

**Men Junior Elimination  
Start List / Liste de départ**

**Starting on the Railing**

No.	Rider	Nation	Team	Class
79	MICHALICKA Stefan	SVK	SLOVAKIA	
89	WEBER Oliver	SUI	SWITZERLAND	
13	KELEMEN Petr	CZE	CZECH REP.	
68	COUTO Guillaume	POR	PORTUGAL	
57	HEIJNEN Philip	NED	NETHERLANDS	
46	MARTINI Davide	ITA	ITALY	
93	POKOIOVYI Nazar	UKR	UKRAINE	

**Starting on the Blueband**

No.	Rider	Nation	Team	Class
10	FRETIN Milan	BEL	BELGIUM	
2	MAZUR Dzianis	BLR	BELARUS	
24	BRULE Louis	FRA	FRANCE	
82	RIERA CLAR Joan Albert	ESP	SPAIN	
59	WALKOWIAK Kacper	POL	POLAND	
42	HIGGINS Shane	IRL	IRELAND	
26	RICHTER Elias	GER	GERMANY	

Communiqué approved by the Secretary of the Commissaires Panel

Report printed: 20-08-2018 22:23



[www.veloresults.com](http://www.veloresults.com)

TCM v2 Page 1/1

**ALE**<sup>®</sup>

**vittoria**<sup>®</sup>

U E C O f f i c i a l S u p p l i e r s

21-26 August 2018

Communiqué n° 106

**Men Junior Elimination**  
**Results / Résultats**

Rank	Bib	Name	Nation	Team	Laps Down
1	10	FRETIN Milan	BEL	BELGIUM	
2	2	MAZUR Dzianis	BLR	BELARUS	
3	24	BRULE Louis	FRA	FRANCE	
4	13	KELEMEN Petr	CZE	CZECH REP.	
5	79	MICHALICKA Stefan	SVK	SLOVAKIA	
6	68	COUTO Guillaume	POR	PORTUGAL	
7	57	HEIJNEN Philip	NED	NETHERLANDS	
8	91	BIELER Dominik	SUI	SWITZERLAND	
9	82	RIERA CLAR Joan Albert	ESP	SPAIN	
10	59	WALKOWIAK Kacper	POL	POLAND	
11	26	RICHTER Elias	GER	GERMANY	
12	46	MARTINI Davide	ITA	ITALY	
13	42	HIGGINS Shane	IRL	IRELAND	
14	93	POKOIOVYI Nazar	UKR	UKRAINE	

Relegation to rider: 13 KELEMEN Petr (CZE) for entering the sprinters lane when the opponent was already there.

Rider: 24 BRULE Louis (FRA) Placed according to Art 3.2.226.

Communiqué approved by the Secretary of the Commissaires Panel \_\_\_\_\_

21-26 August 2018

Communiqué n° 107

## Men Junior Sprint Qualification

Start List / Liste de départ

World Record 9.738 RITTER Stefan CAN AGUASCALIENTES (MEX)

Race distance: 200m (1 lap)

Heat	Bib	Name	Team
1	25	YON Vincent	FRANCE
2	72	YAKOVLEV Mikhail	RUSSIA
3	55	NAUJOKAITIS Aivaras	LITHUANIA
4	83	PEREZ DIAZ Alberto	SPAIN
5	85	JIMENEZ ELIZONDO Ekain	SPAIN
6	39	LIVANOS Konstantinos	GREECE
7	94	DENESENKO Vladyslav	UKRAINE
8	36	BUNTING James	GREAT BRITAIN
9	56	SERAFINAS Gedvinas	LITHUANIA
10	33	ZILLMER Maarten	GERMANY
11	32	JAGER Julien	GERMANY
12	11	LUXIK Jiri	CZECH REP.
13	5	DESTATSBADER Thibo	BELGIUM
14	23	GRENGBO Florian	FRANCE
15	3	HLOVA Aliaksandr	BELARUS
16	35	FIELDING Alistair	GREAT BRITAIN
17	67	SZTRAUCH Mateusz	POLAND
18	76	GLADYSHEV Ivan	RUSSIA
19	12	STASTNY Jakub	CZECH REP.
20	61	LACZKOWSKI Cezary	POLAND

Qualification rule: Best 16 riders advance to the 1/8 finals.

Communiqué approved by the Secretary of the Commissaires Panel \_\_\_\_\_

## Men Junior Sprint Qualification

Final

Results / Résultats

World Record 9.738 RITTER Stefan CAN AGUASCALIENTES (MEX)

Race distance: 200m (1 lap)

Rank	Bib	Name	Team	100m	Time	Speed
1	61	LACZKOWSKI Cezary	POLAND	05.028(1)	10.099 05.070(1)	71.294 km/h
2	12	STASTNY Jakub	CZECH REP.	05.084(4)	10.198 05.114(2)	70.602 km/h
3	23	GRENGBO Florian	FRANCE	05.070(2)	10.211 05.141(3)	70.512 km/h
4	25	YON Vincent	FRANCE	05.101(5)	10.260 05.159(5)	70.175 km/h
5	76	GLADYSHEV Ivan	RUSSIA	05.081(3)	10.268 05.186(6)	70.120 km/h
6	72	YAKOVLEV Mikhail	RUSSIA	05.131(8)	10.289 05.157(4)	69.977 km/h
7	35	FIELDING Alistair	GREAT BRITAIN	05.111(6)	10.325 05.214(7)	69.733 km/h
8	67	SZTRAUCH Mateusz	POLAND	05.130(7)	10.383 05.252(9)	69.344 km/h
9	32	JAGER Julien	GERMANY	05.154(9)	10.399 05.245(8)	69.237 km/h
10	56	SERAFINAS Gedvinas	LITHUANIA	05.156(10)	10.440 05.283(13)	68.965 km/h
11	33	ZILLMER Maarten	GERMANY	05.224(12)	10.504 05.280(12)	68.545 km/h
12	36	BUNTING James	GREAT BRITAIN	05.177(11)	10.508 05.331(18)	68.519 km/h
13	83	PEREZ DIAZ Alberto	SPAIN	05.262(14)	10.535 05.273(11)	68.343 km/h
14	11	LUXIK Jiri	CZECH REP.	05.250(13)	10.539 05.289(14)	68.317 km/h
15	39	LIVANOS Konstantinos	GREECE	05.269(15)	10.564 05.294(15)	68.156 km/h
16	94	DENESENKO Vladyslav	UKRAINE	05.327(18)	10.586 05.258(10)	68.014 km/h
17	3	HLOVA Aliaksandr	BELARUS	05.289(16)	10.604 05.315(16)	67.898 km/h
18	5	DESTATSBADER Thibo	BELGIUM	05.312(17)	10.647 05.335(19)	67.624 km/h
19	85	JIMENEZ ELIZONDO Ekain	SPAIN	05.339(20)	10.660 05.321(17)	67.542 km/h
20	55	NAUJOKAITIS Aivaras	LITHUANIA	05.330(19)	10.702 05.371(20)	67.277 km/h

Qualification rule: Best 16 riders advance to the 1/8 finals.

Communiqué approved by the Secretary of the Commissaires Panel \_\_\_\_\_

21-26 August 2018

Communiqué n° 109

## Junior Men Sprint

### Start List / Liste de départ

1/8 Finals Heat	Bib	Name	Team
1/8 Finals Heat 1	61	LACZKOWSKI Cezary	POLAND
	94	DENESENKO Vladyslav	UKRAINE
1/8 Finals Heat 2	12	STASTNY Jakub	CZECH REP.
	39	LIVANOS Konstantinos	GREECE
1/8 Finals Heat 3	23	GRENGBO Florian	FRANCE
	11	LUXIK Jiri	CZECH REP.
1/8 Finals Heat 4	25	YON Vincent	FRANCE
	83	PEREZ DIAZ Alberto	SPAIN
1/8 Finals Heat 5	76	GLADYSHEV Ivan	RUSSIA
	36	BUNTING James	GREAT BRITAIN
1/8 Finals Heat 6	72	YAKOVLEV Mikhail	RUSSIA
	33	ZILLMER Maarten	GERMANY
1/8 Finals Heat 7	35	FIELDING Alistair	GREAT BRITAIN
	56	SERAFINAS Gedvinas	LITHUANIA
1/8 Finals Heat 8	67	SZTRAUCH Mateusz	POLAND
	32	JAGER Julien	GERMANY

Qualification Rule: The winners of each heat advance to the 1/4 Finals.

Communiqué approved by the Secretary of the Commissaires Panel \_\_\_\_\_

21-26 August 2018

Communiqué n° 110

## Junior Men Sprint Results / Résultats

Place	Bib	Name	Team		
<b>1/8 Finals Heat 1</b>					
1	61	LACZKOWSKI Cezary	POLAND	X	Time:11.093
2	94	DENESENKO Vladyslav	UKRAINE		Speed: 64.905km/h
<b>1/8 Finals Heat 2</b>					
1	12	STASTNY Jakub	CZECH REP.	X	Time:10.993
2	39	LIVANOS Konstantinos	GREECE		Speed: 65.496km/h
<b>1/8 Finals Heat 3</b>					
1	23	GRENGBO Florian	FRANCE	X	Time:10.698
2	11	LUXIK Jiri	CZECH REP.		Speed: 67.302km/h
<b>1/8 Finals Heat 4</b>					
1	25	YON Vincent	FRANCE	X	Time:10.918
2	83	PEREZ DIAZ Alberto	SPAIN		Speed: 65.946km/h
<b>1/8 Finals Heat 5</b>					
1	76	GLADYSHEV Ivan	RUSSIA	X	Time:10.954
2	36	BUNTING James	GREAT BRITAIN		Speed: 65.729km/h
<b>1/8 Finals Heat 6</b>					
1	72	YAKOVLEV Mikhail	RUSSIA	X	Time:11.451
2	33	ZILLMER Maarten	GERMANY		Speed: 62.876km/h
<b>1/8 Finals Heat 7</b>					
1	35	FIELDING Alistair	GREAT BRITAIN	X	Time:10.810
2	56	SERAFINAS Gedvinas	LITHUANIA		Speed: 66.604km/h
<b>1/8 Finals Heat 8</b>					
1	67	SZTRAUCH Mateusz	POLAND	X	Time:10.892
2	32	JAGER Julien	GERMANY		Speed: 66.103km/h

Qualification Rule: The winners of each heat advance to the 1/4 Finals.

Communiqué approved by the Secretary of the Commissaires Panel \_\_\_\_\_

21-26 August 2018

Communiqué n° 111

## Junior Men Sprint Start List / Liste de départ

1/4 Finals Heat 1	Bib	Name	Team
	61	LACZKOWSKI Cezary	POLAND
	67	SZTRAUCH Mateusz	POLAND

1/4 Finals Heat 2	Bib	Name	Team
	12	STASTNY Jakub	CZECH REP.
	35	FIELDING Alistair	GREAT BRITAIN

1/4 Finals Heat 3	Bib	Name	Team
	23	GRENGBO Florian	FRANCE
	72	YAKOVLEV Mikhail	RUSSIA

1/4 Finals Heat 4	Bib	Name	Team
	25	YON Vincent	FRANCE
	76	GLADYSHEV Ivan	RUSSIA

Qualification Rule: The winners of each heat advance to the 1/2 Finals.

Communiqué approved by the Secretary of the Commissaires Panel \_\_\_\_\_



21-26 August 2018

Communiqué n° 112

## Junior Men Sprint Results / Résultats

Place	Bib	Name	Team	Race 1	Race 2	Decider
<b>1/4 Finals Heat 1</b>						
1	61	LACZKOWSKI Cezary	POLAND	X	X	
2	67	SZTRAUCH Mateusz	POLAND			
				Time:10.949 65.759km/h	Time:10.952 65.741km/h	
<b>1/4 Finals Heat 2</b>						
1	12	STASTNY Jakub	CZECH REP.	X	X	
2	35	FIELDING Alistair	GREAT BRITAIN			
				Time:10.598 67.937km/h	Time:10.697 67.308km/h	
<b>1/4 Finals Heat 3</b>						
1	23	GRENGBO Florian	FRANCE	X		X
2	72	YAKOVLEV Mikhail	RUSSIA		X	
				Time:10.922 65.921km/h	Time:10.774 66.827km/h	Time:10.816 65.921km/h
<b>1/4 Finals Heat 4</b>						
1	76	GLADYSHEV Ivan	RUSSIA	X	X	
2	25	YON Vincent	FRANCE			
				Time:10.639 67.675km/h	Time:10.873 66.219km/h	

Qualification Rule: The winners of each heat advance to the 1/2 Finals.

Communiqué approved by the Secretary of the Commissaires Panel

21-26 August 2018

Communiqué n° 113

## Junior Men Sprint Start List / Liste de départ

Semifinals Heat 1	Bib	Name	Team
	61	LACZKOWSKI Cezary	POLAND
	76	GLADYSHEV Ivan	RUSSIA

Semifinals Heat 2	Bib	Name	Team
	12	STASTNY Jakub	CZECH REP.
	23	GRENGBO Florian	FRANCE

Qualification Rule: The winners of each heat advance to the Final for Gold, others to Final for Bronze

Communiqué approved by the Secretary of the Commissaires Panel \_\_\_\_\_

21-26 August 2018

Communiqué n° 114

## Junior Men Sprint Results / Résultats

Place	Bib	Name	Team	Race 1	Race 2	Decider
<b>Semifinals Heat 1</b>						
1	76	GLADYSHEV Ivan	RUSSIA	X	X	
2	61	LACZKOWSKI Cezary	POLAND			
				Time:10.560 68.181km/h	Time:11.079 64.987km/h	
<b>Semifinals Heat 2</b>						
1	23	GRENGBO Florian	FRANCE		X	X
2	12	STASTNY Jakub	CZECH REP.	X		
				Time:10.723 67.145km/h	Time:10.548 68.259km/h	Time:10.733 67.145km/h

Qualification Rule: The winners of each heat advance to the Final for Gold, others to Final for Bronze

Communiqué approved by the Secretary of the Commissaires Panel \_\_\_\_\_

21-26 August 2018

Communiqué n° 115

## Junior Men Sprint Start List / Liste de départ

Final for Bronze	Bib	Name	Team
	61	LACZKOWSKI Cezary	POLAND
	12	STASTNY Jakub	CZECH REP.

Final for Gold	Bib	Name	Team
	76	GLADYSHEV Ivan	RUSSIA
	23	GRENGBO Florian	FRANCE

Communiqué approved by the Secretary of the Commissaires Panel \_\_\_\_\_

21-26 August 2018

Communiqué n° 116

## Junior Men Sprint Results / Résultats

Place	Bib	Name	Team	Race 1	Race 2	Decider
<b>Final for Bronze</b>						
1	12	STASTNY Jakub	CZECH REP.	X	X	
2	61	LACZKOWSKI Cezary	POLAND			
				Time:10.455 68.866km/h	Time:10.729 67.107km/h	
<b>Final for Gold</b>						
1	76	GLADYSHEV Ivan	RUSSIA	X		X
2	23	GRENGBO Florian	FRANCE		X	REL
				Time:10.704 67.264km/h	Time:10.912 65.982km/h	Time:10.615 67.264km/h

Relegation to rider: GRENGBO Florian (FRA) for not having held his line during the last 200m of the race.

Communiqué approved by the Secretary of the Commissaires Panel \_\_\_\_\_

21-26 August 2018

Communiqué n° 117

**Junior Men Sprint**  
**Final Classification / Classement Final**

Rank	Bib	Rider	Team	UCI ID
1	76	GLADYSHEV, Ivan	RUSSIA	
2	23	GRENGBO, Florian	FRANCE	
3	12	STASTNY, Jakub	CZECH REP.	
4	61	LACZKOWSKI, Cezary	POLAND	
5	25	YON, Vincent	FRANCE	
6	72	YAKOVLEV, Mikhail	RUSSIA	
7	35	FIELDING, Alistair	GREAT BRITAIN	
8	67	SZTRAUCH, Mateusz	POLAND	
9	32	JAGER, Julien	GERMANY	
10	56	SERAFINAS, Gedvinas	LITHUANIA	
11	33	ZILLMER, Maarten	GERMANY	
12	36	BUNTING, James	GREAT BRITAIN	
13	83	PEREZ DIAZ, Alberto	SPAIN	
14	11	LUXIK, Jiri	CZECH REP.	
15	39	LIVANOS, Konstantinos	GREECE	
16	94	DENESENKO, Vladyslav	UKRAINE	
17	3	HLOVA, Aliaksandr	BELARUS	
18	5	DESTATSBADER, Thibo	BELGIUM	
19	85	JIMENEZ ELIZONDO, Ekain	SPAIN	
20	55	NAUJOKAITIS, Aivaras	LITHUANIA	

Communiqué approved by the Secretary of the Commissaires Panel

## Women U23 Sprint Qualification

Start List / Liste de départ  
World Record 10.384 VOGEL Kristina GER Aguascalientes (MEX)  
Race distance: 200m (1 lap)

Heat	Bib	Name	Team
1	20	TANNER Millicent	GREAT BRITAIN
2	67	MARTYNYUK Daryna	UKRAINE
3	23	HILLEARD Georgia	GREAT BRITAIN
4	46	KARWACKA Marlena	POLAND
5	51	TOLOMANOW Aleksandra	POLAND
6	43	VAN DER PEET Steffie	NETHERLANDS
7	54	SUKHAREVA Anastasiya	RUSSIA
8	30	VECE Miriam	ITALY
9	33	MANZONI Gloria	ITALY
10	6	KANKOVSKA Sara	CZECH REP.
11	36	MAROZAITTE Migle	LITHUANIA
12	5	DEGRENDELE Nicky	BELGIUM

Qualification Rule: The 4 bests times advance to 1/4 Finals.  
The others advance to 1/8 Finals. (4 heats)

Communiqué approved by the Secretary of the Commissaires Panel \_\_\_\_\_

21-26 August 2018

Communiqué n° 119

## Women U23 Sprint Qualification

Final

Results / Résultats

World Record 10.384 VOGEL Kristina GER Aguascalientes (MEX)

Race distance: 200m (1 lap)

Rank	Bib	Name	Team	100m	Time	Speed
1	36	MAROZAITE Migle	LITHUANIA	05.406(1)	10.913 05.506(1)	65.976 km/h
2	30	VECE Miriam	ITALY	05.496(2)	11.058 05.561(2)	65.111 km/h
3	5	DEGRENDELE Nicky	BELGIUM	05.552(5)	11.143 05.591(3)	64.614 km/h
4	20	TANNER Millicent	GREAT BRITAIN	05.528(3)	11.204 05.676(5)	64.262 km/h
5	6	KANKOVSKA Sara	CZECH REP.	05.548(4)	11.209 05.661(4)	64.234 km/h
6	43	VAN DER PEET Steffie	NETHERLANDS	05.582(6)	11.268 05.685(6)	63.897 km/h
7	54	SUKHAREVA Anastasiya	RUSSIA	05.588(7)	11.299 05.710(7)	63.722 km/h
8	51	TOLOMANOW Aleksandra	POLAND	05.612(9)	11.375 05.763(8)	63.296 km/h
9	46	KARWACKA Marlena	POLAND	05.605(8)	11.428 05.823(11)	63.003 km/h
10	33	MANZONI Gloria	ITALY	05.689(12)	11.493 05.803(9)	62.646 km/h
11	23	HILLEARD Georgia	GREAT BRITAIN	05.679(10)	11.499 05.819(10)	62.614 km/h
12	67	MARTYNYUK Daryna	UKRAINE	05.683(11)	11.516 05.832(12)	62.521 km/h

Qualification Rule: The 4 bests times advance to 1/4 Finals.  
The others advance to 1/8 Finals. (4 heats)

Communiqué approved by the Secretary of the Commissaires Panel \_\_\_\_\_



21-26 August 2018

Communiqué n° 120

## Women U23 Sprint Start List / Liste de départ

1/8 Finals Heat 1	Bib	Name	Team
	6	KANKOVSKA Sara	CZECH REP.
	67	MARTYNYUK Daryna	UKRAINE
1/8 Finals Heat 2	Bib	Name	Team
	43	VAN DER PEET Steffie	NETHERLANDS
	23	HILLEARD Georgia	GREAT BRITAIN
1/8 Finals Heat 3	Bib	Name	Team
	54	SUKHAREVA Anastasiya	RUSSIA
	33	MANZONI Gloria	ITALY
1/8 Finals Heat 4	Bib	Name	Team
	51	TOLOMANOW Aleksandra	POLAND
	46	KARWACKA Marlena	POLAND

Qualification rule: The winners from each heat advance to 1-4 Final.

Communiqué approved by the Secretary of the Commissaires Panel \_\_\_\_\_

21-26 August 2018

Communiqué n° 121

## Women U23 Sprint Results / Résultats

Place	Bib	Name	Team		
<b>1/8 Finals Heat 1</b>					
1	67	MARTYNYUK Daryna	UKRAINE	X	Time:12.033
2	6	KANKOVSKA Sara	CZECH REP.		Speed: 59.835km/h
<b>1/8 Finals Heat 2</b>					
1	43	VAN DER PEET Steffie	NETHERLANDS	X	Time:12.525
2	23	HILLEARD Georgia	GREAT BRITAIN		Speed: 57.485km/h
<b>1/8 Finals Heat 3</b>					
1	54	SUKHAREVA Anastasiya	RUSSIA	X	Time:00.000
2	33	MANZONI Gloria	ITALY		Speed: ∞km/h
<b>1/8 Finals Heat 4</b>					
1	51	TOLOMANOW Aleksandra	POLAND	X	Time:11.841
2	46	KARWACKA Marlena	POLAND		Speed: 60.805km/h

Qualification rule: The winners from each heat advance to 1-4 Final.

Rider 33 MANZONI Gloria (ITA) had a unrecognised mishap. Art. 3.2.021

Communiqué approved by the Secretary of the Commissaires Panel \_\_\_\_\_

21-26 August 2018

Communiqué n° 122

## Women U23 Sprint Start List / Liste de départ

1/4 Finals Heat 1	Bib	Name	Team
	36	MAROZAITE Migle	LITHUANIA
	51	TOLOMANOW Aleksandra	POLAND
1/4 Finals Heat 2	Bib	Name	Team
	30	VECE Miriam	ITALY
	54	SUKHAREVA Anastasiya	RUSSIA
1/4 Finals Heat 3	Bib	Name	Team
	5	DEGRENDELE Nicky	BELGIUM
	43	VAN DER PEET Steffie	NETHERLANDS
1/4 Finals Heat 4	Bib	Name	Team
	20	TANNER Millicent	GREAT BRITAIN
	67	MARTYNYUK Daryna	UKRAINE

Qualification rule: The winners from each heat advance to 1-2 Final.

Communiqué approved by the Secretary of the Commissaires Panel

21-26 August 2018

Communiqué n° 123

## Women U23 Sprint

### Results / Résultats

Place	Bib	Name	Team	Race 1	Race 2	Decider
<b>1/4 Finals Heat 1</b>						
1	36	<b>MAROZAITE Migle</b>	<b>LITHUANIA</b>	<b>X</b>	<b>X</b>	
2	51	TOLOMANOW Aleksandra	POLAND			
				Time:11.753 61.26km/h	Time:11.830 60.862km/h	
<b>1/4 Finals Heat 2</b>						
1	30	<b>VECE Miriam</b>	<b>ITALY</b>	<b>X</b>	<b>X</b>	
2	54	SUKHAREVA Anastasiya	RUSSIA			
				Time:11.814 60.944km/h	Time:11.679 61.649km/h	
<b>1/4 Finals Heat 3</b>						
1	5	<b>DEGRENDELE Nicky</b>	<b>BELGIUM</b>	<b>X</b>	<b>X</b>	
2	43	VAN DER PEET Steffie	NETHERLANDS			
				Time:11.823 60.898km/h	Time:11.980 60.1km/h	
<b>1/4 Finals Heat 4</b>						
1	20	<b>TANNER Millicent</b>	<b>GREAT BRITAIN</b>	<b>X</b>	<b>X</b>	
2	67	MARTYNYUK Daryna	UKRAINE			
				Time:11.755 61.25km/h	Time:11.867 60.672km/h	

Qualification rule: The winners from each heat advance to 1-2 Final.

Communiqué approved by the Secretary of the Commissaires Panel

21-26 August 2018

Communiqué n° 124

## Women U23 Sprint Start List / Liste de départ

Semifinals Heat 1	Bib	Name	Team
	36	MAROZAITE Migne	LITHUANIA
	20	TANNER Millicent	GREAT BRITAIN

Semifinals Heat 2	Bib	Name	Team
	30	VECE Miriam	ITALY
	5	DEGRENDELE Nicky	BELGIUM

Qualification rule: The winners from each heat advance to Final for Gold, others to the Final for Bronze

Communiqué approved by the Secretary of the Commissaires Panel \_\_\_\_\_

21-26 August 2018

Communiqué n° 125

## Women U23 Sprint

### Results / Résultats

Place	Bib	Name	Team	Race 1	Race 2	Decider
<b>Semifinals Heat 1</b>						
1	36	MAROZAITE Migle	LITHUANIA	X	X	
2	20	TANNER Millicent	GREAT BRITAIN			
				Time:11.581 62.17km/h	Time:11.758 61.234km/h	
<b>Semifinals Heat 2</b>						
1	30	VECE Miriam	ITALY	X	X	
2	5	DEGRENDELE Nicky	BELGIUM			
				Time:11.378 63.28km/h	Time:11.462 62.816km/h	

Qualification rule: The winners from each heat advance to Final for Gold, others to the Final for Bronze

Communiqué approved by the Secretary of the Commissaires Panel \_\_\_\_\_

21-26 August 2018

Communiqué n° 126

## Women U23 Sprint Start List / Liste de départ

### Final for Bronze

Bib	Name	Team
20	TANNER Millicent	GREAT BRITAIN
5	DEGREDELE Nicky	BELGIUM

### Final for Gold

Bib	Name	Team
36	MAROZAITE Migele	LITHUANIA
30	VECE Miriam	ITALY

Communiqué approved by the Secretary of the Commissaires Panel \_\_\_\_\_

21-26 August 2018

Communiqué n° 127

## Women U23 Sprint Results / Résultats

Place	Bib	Name	Team	Race 1	Race 2	Decider
<b>Final for Bronze</b>						
1	5	DEGRENDELE Nicky	BELGIUM	X	X	
2	20	TANNER Millicent	GREAT BRITAIN			
				Time:11.827 60.877km/h	Time:11.654 61.781km/h	
<b>Final for Gold</b>						
1	30	VECE Miriam	ITALY	X	X	
2	36	MAROZAITE Migle	LITHUANIA			
				Time:11.606 62.036km/h	Time:11.594 62.101km/h	

Relegation to rider MAROZAITE Migle (LTU) for deliberately riding on the blue band during the race.

Communiqué approved by the Secretary of the Commissaires Panel \_\_\_\_\_



21-26 August 2018

Communiqué n° 128

**Women U23 Sprint**  
**Final Classification / Classement Final**

1	30	VECE	VECE, Miriam	ITA	ITALY
2	36	MAROZAITE	MAROZAITE, Migle	LTU	LITHUANIA
3	5	DEGRENDELE	DEGRENDELE, Nicky	BEL	BELGIUM
4	20	TANNER	TANNER, Millicent	GBR	GREAT BRITAIN
5	43	VAN DER PEET	VAN DER PEET, Steffie	NED	NETHERLANDS
6	54	SUKHAREVA	SUKHAREVA, Anastasiya	RUS	RUSSIA
7	51	TOLOMANOW	TOLOMANOW, Aleksandra	POL	POLAND
8	67	MARTYNYUK	MARTYNYUK, Daryna	UKR	UKRAINE
9	6	KANKOVSKA	KANKOVSKA, Sara	CZE	CZECH REP.
10	46	KARWACKA	KARWACKA, Marlena	POL	POLAND
11	33	MANZONI	MANZONI, Gloria	ITA	ITALY
12	23	HILLEARD	HILLEARD, Georgia	GBR	GREAT BRITAIN

Communiqué approved by the President of the Commissaires Panel

---

21-26 August 2018

Communiqué n° 129 A

## Men Junior Individual Pursuit

Qualifying / Qualifications

Start List / Liste de départ

World Record 3:12.416 BISSEGER Stefan SUI AIGLE (SUI)

Race distance: 3000m ( 15 laps)

Heat	Bib	Name	Team
1	4	SENNAME Arthur	BELGIUM
	41	VARGA Balint	HUNGARY
2	69	BERSENEV Nikita	RUSSIA
	95	YAKOVLEV Mykyta	UKRAINE
3	88	IMBODEN Simon	SWITZERLAND
	16	SMEKAL Rene	CZECH REP.
4	45	VIERO Marco	ITALY
	18	JANOS Matyas	CZECH REP.
5	80	LARRANAGA JAIO Aitor	SPAIN
	87	ENDER Robin	SWITZERLAND
6	82	RIERA CLAR Joan Albert	SPAIN
	78	KUBIS Lukas	SLOVAKIA
7	66	GALKA Michal	POLAND
	42	HIGGINS Shane	IRELAND
8	44	MANFREDI Samuele	ITALY
	6	WERNIMONT Nicolas	BELGIUM
9	30	PETER Jannis	GERMANY
	38	KARATSIVIS Panagiotis	GREECE
10	31	BUCK-GRAMCKO Tobias	GERMANY
	64	RICHTER Wiktor	POLAND

Qualification rule: Fastest 2 riders will advance to the Final for Gold, 3rd and 4th advance to the Final for Bronze

Communiqué approved by the Secretary of the Commissaires Panel \_\_\_\_\_

21-26 August 2018

Communiqué n° 130

## Men Junior Individual Pursuit

Qualifying / Qualifications

Results / Résultats

World Record 3:12.416 BISSEGER Stefan SUI AIGLE (SUI)

Race distance: 3000m ( 15 laps)

Rank	Bib	Name	Team	1000m	2000m	Time	Speed
1	44	MANFREDI Samuele	ITALY	1:07.674(2)	2:12.872 1:05.197(6)	3:16.620 1:03.747(1)	54.928 km/h
2	38	KARATSIVIS Panagiotis	GREECE	1:08.148(3)	2:12.267 1:04.118(2)	3:17.502 1:05.235(3)	54.682 km/h
3	69	BERSENEV Nikita	RUSSIA	1:07.424(1)	2:11.306 1:03.882(1)	3:18.277 1:06.971(9)	54.469 km/h
4	66	GALKA Michal	POLAND	1:09.602(7)	2:14.409 1:04.807(3)	3:19.706 1:05.296(4)	54.079 km/h
5	31	BUCK-GRAMCKO Tobias	GERMANY	1:09.000(4)	2:15.220 1:06.220(9)	3:20.674 1:05.453(5)	53.818 km/h
6	30	PETER Jannis	GERMANY	1:09.051(5)	2:14.662 1:05.610(8)	3:21.756 1:07.094(10)	53.530 km/h
7	87	ENDER Robin	SWITZERLAND	1:11.095(14)	2:16.126 1:05.030(5)	3:22.412 1:06.285(6)	53.356 km/h
8	6	WERNIMONT Nicolas	BELGIUM	1:10.546(11)	2:18.400 1:07.854(13)	3:22.980 1:04.579(2)	53.207 km/h
9	64	RICHTER Wiktor	POLAND	1:09.572(6)	2:14.928 1:05.355(7)	3:24.040 1:09.112(15)	52.930 km/h
10	45	VIERO Marco	ITALY	1:12.632(16)	2:17.636 1:05.003(4)	3:24.260 1:06.624(8)	52.873 km/h
11	18	JANOS Matyas	CZECH REP.	1:09.986(8)	2:16.885 1:06.899(10)	3:25.563 1:08.677(14)	52.538 km/h
12	4	SENNAME Arthur	BELGIUM	1:10.490(10)	2:17.394 1:06.904(11)	3:26.007 1:08.613(13)	52.425 km/h
13	88	IMBODEN Simon	SWITZERLAND	1:10.896(13)	2:17.938 1:07.041(12)	3:26.360 1:08.421(11)	52.335 km/h
14	78	KUBIS Lukas	SLOVAKIA	1:10.610(12)	2:19.528 1:08.918(15)	3:30.169 1:10.641(16)	51.387 km/h
15	95	YAKOVLEV Mykyta	UKRAINE	1:10.083(9)	2:19.110 1:09.026(16)	3:30.380 1:11.270(17)	51.335 km/h
16	80	LARRANAGA JAIO Aitor	SPAIN	1:13.673(18)	2:24.008 1:10.335(18)	3:30.439 1:06.431(7)	51.321 km/h
17	82	RIERA CLAR Joan Albert	SPAIN	1:12.814(17)	2:20.704 1:07.889(14)	3:32.799 1:12.094(18)	50.752 km/h
18	16	SMEKAL Rene	CZECH REP.	1:14.920(20)	2:25.137 1:10.216(17)	3:33.614 1:08.477(12)	50.558 km/h
19	42	HIGGINS Shane	IRELAND	1:13.775(19)	2:24.445 1:10.669(19)	3:36.828 1:12.383(19)	49.809 km/h
20	41	VARGA Balint	HUNGARY	1:12.521(15)	2:26.740 1:14.219(20)	3:42.905 1:16.165(20)	48.451 km/h

Notes: Qualification rule: Fastest 2 riders will advance to the Final for Gold, 3rd and 4th advance to the Final for Bronze

Communiqué approved by the Secretary of the Commissaires Panel

21-26 August 2018

Communiqué n° 131

**Men Junior Individual Pursuit****Finals/ Finales****Start List / Liste de départ**

World Record 3:12.416 BISSEGER Stefan SUI AIGLE (SUI)

Race distance: 3000m ( 15 laps)

---

<b>For Bronze medal</b>	<b>Number</b>	<b>Name</b>	<b>Team</b>
	69	BERSENEV Nikita	RUSSIA
	66	GALKA Michal	POLAND

---

<b>For Gold medal</b>	<b>Number</b>	<b>Name</b>	<b>Team</b>
	44	MANFREDI Samuele	ITALY
	38	KARATSIVIS Panagiotis	GREECE

Communiqué approved by the Secretary of the Commissaires Panel \_\_\_\_\_

21-26 August 2018

Communiqué n° 132

## Men Junior Individual Pursuit

### Results and Final Classification / Résultats et classement final

World Record 3:12.416 BISSEGER Stefan SUI AIGLE (SUI)

Race distance: 3000m ( 15 laps)

Medal	Rank	Name	Team	1000m	2000m	Time	Speed
<b>Gold</b>	<b>1</b>	44 MANFREDI Samuele	ITALY	1:08.497	2:12.094	3:15.944	55.117
<b>Silver</b>	<b>2</b>	38 KARATSIVIS Panagiotis	GREECE	1:08.965	2:13.428	3:17.152	54.779
<b>Bronze</b>	<b>3</b>	69 BERSENEV Nikita	RUSSIA	1:07.167	2:10.589	3:16.990	54.824
	<b>4</b>	66 GALKA Michal	POLAND	1:06.912	2:11.616	3:19.681	54.086
	<b>5</b>	31 BUCK-GRAMCKO Tobias	GERMANY				
	<b>6</b>	30 PETER Jannis	GERMANY				
	<b>7</b>	87 ENDER Robin	SWITZERLAND				
	<b>8</b>	6 WERNIMONT Nicolas	BELGIUM				
	<b>9</b>	64 RICHTER Wiktor	POLAND				
	<b>10</b>	45 VIERO Marco	ITALY				
	<b>11</b>	18 JANOS Matyas	CZECH REP.				
	<b>12</b>	4 SENRAME Arthur	BELGIUM				
	<b>13</b>	88 IMBODEN Simon	SWITZERLAND				
	<b>14</b>	78 KUBIS Lukas	SLOVAKIA				
	<b>15</b>	95 YAKOVLEV Mykyta	UKRAINE				
	<b>16</b>	80 LARRANAGA JAIO Aitor	SPAIN				
	<b>17</b>	82 RIERA CLAR Joan Albert	SPAIN				
	<b>18</b>	16 SMEKAL Rene	CZECH REP.				
	<b>19</b>	42 HIGGINS Shane	IRELAND				
	<b>20</b>	41 VARGA Balint	HUNGARY				

Communiqué approved by the Secretary of the Commissaires Panel \_\_\_\_\_

Report printed: 23-08-2018 18:58



www.veloresults.com

TCT v2 Page 1/1




UEC Official Suppliers

21-26 August 2018

Communiqué n° 133 A

## Women Junior Individual Pursuit

Qualifying / Qualifications

Start List / Liste de départ

World Record 2:18.080 ANDREWS Ellesse NZL MONTICHIARI (ITA)

Race distance > 2000m ( 10 laps)

Heat	Bib	Name	Team
1	5	RENDERS Luna	BELGIUM
	10	NIGUL Mathilde	ESTONIA
2	6	GIELKENS Esmee	BELGIUM
	27	COLLINELLI Sofia	ITALY
3	11	KLIMSA Paulina Maxima	GERMANY
	33	VAN ROOIJEN Eline	NETHERLANDS
4	39	POLAK Wiktoria	POLAND
	14	REISSNER Lena Charlotte	GERMANY
5	41	KOWALSKA Julia	POLAND
	18	LIODAKI Sofia	GREECE
6	20	GILLESPIE Lara	IRELAND
	45	MALKOVA Daria	RUSSIA
7	24	GUAZZINI Vittoria	ITALY
	46	MILIAEVA Mariia	RUSSIA

Qualification rule: Fastest 2 riders will advance to the Final for Gold, 3rd and 4th advance to the Final for Bronze

Communiqué approved by the Secretary of the Commissaires Panel \_\_\_\_\_

**Women Junior Individual Pursuit**

Qualifying / Qualifications

Results / Résultats

**World Record 2:18.080 ANDREWS Ellesse NZL MONTICHIARI (ITA)**

Race distance: 2000m ( 10 laps)

Rank	Bib	Name	Team	1000m	Time	Speed
1	24	GUAZZINI Vittoria	ITALY	1:12.946(2)	2:21.046 1:08.100(1)	51.047 km/h
2	20	GILLESPIE Lara	IRELAND	1:13.481(3)	2:22.635 1:09.153(3)	50.478 km/h
3	27	COLLINELLI Sofia	ITALY	1:14.826(5)	2:23.770 1:08.943(2)	50.079 km/h
4	46	MILIAEVA Mariia	RUSSIA	1:12.467(1)	2:26.595 1:14.127(8)	49.114 km/h
5	45	MALKOVA Daria	RUSSIA	1:15.994(7)	2:27.427 1:11.432(4)	48.837 km/h
6	14	REISSNER Lena Charlotte	GERMANY	1:14.760(4)	2:28.457 1:13.697(5)	48.498 km/h
7	39	POLAK Wiktoria	POLAND	1:16.222(8)	2:30.213 1:13.990(7)	47.931 km/h
8	11	KLIMSA Paulina Maxima	GERMANY	1:15.848(6)	2:31.040 1:15.192(11)	47.669 km/h
9	33	VAN ROOIJEN Eline	NETHERLANDS	1:17.123(10)	2:31.099 1:13.976(6)	47.650 km/h
10	41	KOWALSKA Julia	POLAND	1:18.148(12)	2:32.378 1:14.229(9)	47.250 km/h
11	18	LIODAKI Sofia	GREECE	1:16.606(9)	2:33.446 1:16.840(12)	46.922 km/h
12	6	GIELKENS Esmee	BELGIUM	1:19.756(14)	2:34.137 1:14.380(10)	46.711 km/h
13	5	RENDERS Luna	BELGIUM	1:17.523(11)	2:34.650 1:17.127(13)	46.556 km/h
14	10	NIGUL Mathilde	ESTONIA	1:18.765(13)	2:39.697 1:20.932(14)	45.085 km/h

Qualification rule: Fastest 2 riders will advance to the Final for Gold, 3rd and 4th advance to the Final for Bronze

Communiqué approved by the Secretary of the Commissaires Panel \_\_\_\_\_

21-26 August 2018

Communiqué n° 135

## Women Junior Individual Pursuit

### Finals/ Finales

#### Start List / Liste de départ

World Record 2:18.080 ANDREWS Ellesse NZL MONTICHIARI (ITA)

Race distance: 2000m ( 10 laps)

---

For Bronze medal	Number	Name	Team
	27	COLLINELLI Sofia	ITALY
	46	MILIAEVA Mariia	RUSSIA

---

For Gold medal	Number	Name	Team
	24	GUAZZINI Vittoria	ITALY
	20	GILLESPIE Iara	IRELAND

Communiqué approved by the Secretary of the Commissaires Panel \_\_\_\_\_



21-26 August 2018

Communiqué n° 136

**Women Junior Individual Pursuit**  
**Results and Final Classification / Résultats et classement final**

World Record 2:18.080 ANDREWS Ellesse NZL MONTICHIARI (ITA)

Race distance: 2000m ( 10 laps)

Medal	Rank	Name	Team	1000m	Time	Speed
<b>Gold</b>	<b>1</b>	24 GUAZZINI Vittoria	ITALY	1:13.052	2:21.197	50.992
<b>Silver</b>	<b>2</b>	20 GILLESPIE Iara	IRELAND	1:13.060	2:21.846	50.759
<b>Bronze</b>	<b>3</b>	27 COLLINELLI Sofia	ITALY	1:14.733	2:24.013	49.995
	<b>4</b>	46 MILIAEVA Mariia	RUSSIA	1:12.430	2:26.026	49.306
	<b>5</b>	45 MALKOVA Daria	RUSSIA			
	<b>6</b>	14 REISSNER Lena Charlotte	GERMANY			
	<b>7</b>	39 POLAK Wiktoria	POLAND			
	<b>8</b>	11 KLIMSA Paulina Maxima	GERMANY			
	<b>9</b>	33 VAN ROOIJEN Eline	NETHERLANDS			
	<b>10</b>	41 KOWALSKA Julia	POLAND			
	<b>11</b>	18 LIODAKI Sofia	GREECE			
	<b>12</b>	6 GIELKENS Esmee	BELGIUM			
	<b>13</b>	5 RENDERS Luna	BELGIUM			
	<b>14</b>	10 NIGUL Mathilde	ESTONIA			

Communiqué approved by the Secretary of the Commissaires Panel

21-26 August 2018

Communiqué n° 137 A

## Men U23 1km Time Trial

Final

Start List / Liste de départ

World Record 56.303 PERVIS Francois FRA Aguascalientes (MEX)

Race distance: 1000m ( 5 laps)

Heat	Bib	Name	Team
1	98	KRYVYCH Oleksandr	UKRAINE
2	52	KONYCHEV Alexander	ITALY
3	95	VOGEL Alex	SWITZERLAND
4	67	KOWAL Lukasz	POLAND
5	55	HABETS Stephan	NETHERLANDS
6	53	GOZZI Nicolo	ITALY
7	36	BRITTON Rhys	GREAT BRITAIN
8	29	HINZE Carl	GERMANY
9	61	LEWANDOWSKI Michal	POLAND
10	10	JANOSEK Jiri	CZECH REP.
11	12	JUNEK Josef Maxmilian	CZECH REP.
12	22	JURCZYK Marc	GERMANY
13	85	MARTINEZ CHORRO Alejandro	SPAIN
14	7	DE PAUW Ayrton	BELGIUM
15	71	VASIUKHNO Alexandr	RUSSIA

Communiqué approved by the Secretary of the Commissaires Panel \_\_\_\_\_

Report printed: 22-08-2018 17:10



www.veloresults.com

TCM v2 Page 1/1

**ALE**<sup>®</sup>

**vittoria**<sup>®</sup>

U E C O f f i c i a l S u p p l i e r s

21-26 August 2018

Communiqué n° 138

## Men U23 1km Time Trial

Final

Results / Résultats

World Record 56.303 PERVIS Francois FRA Aguascalientes (MEX)

Race distance: 1000m ( 5 laps)

Rank	Bib	Name	Team	200m	400m	800m	Time	Speed
1	71	VASIUKHNO Alexandr	RUSSIA	16.413(8)	27.213 10.799(3)	49.216 22.003(1)	1:01.093 11.876(1)	58.926 km/h
2	22	JURCZYK Marc	GERMANY	16.074(4)	26.799 10.724(1)	49.068 22.269(2)	1:01.175 12.106(3)	58.847 km/h
3	7	DE PAUW Ayrton	BELGIUM	15.854(1)	26.658 10.803(4)	49.328 22.669(3)	1:01.909 12.580(8)	58.149 km/h
4	29	HINZE Carl	GERMANY	15.935(2)	26.895 10.959(6)	49.735 22.840(5)	1:02.394 12.658(10)	57.697 km/h
5	61	LEWANDOWSKI Michal	POLAND	16.387(7)	27.345 10.957(5)	50.180 22.835(4)	1:02.964 12.783(11)	57.175 km/h
6	10	JANOSEK Jiri	CZECH REP.	16.297(5)	27.321 11.024(7)	50.565 23.244(8)	1:03.125 12.559(6)	57.029 km/h
7	85	MARTINEZ CHORRO Alejandro	SPAIN	15.999(3)	26.780 10.781(2)	49.883 23.102(7)	1:03.272 13.389(13)	56.897 km/h
8	36	BRITTON Rhys	GREAT BRITAIN	17.117(12)	28.691 11.573(12)	51.598 22.907(6)	1:03.670 12.072(2)	56.541 km/h
9	55	HABETS Stephan	NETHERLANDS	16.485(9)	27.788 11.302(10)	51.170 23.381(9)	1:03.811 12.641(9)	56.416 km/h
10	53	GOZZI Nicolo	ITALY	16.568(10)	27.980 11.412(11)	51.602 23.621(11)	1:04.054 12.451(5)	56.202 km/h
11	95	VOGEL Alex	SWITZERLAND	17.158(13)	28.777 11.618(13)	52.337 23.560(10)	1:04.497 12.160(4)	55.816 km/h
12	67	KOWAL Lukasz	POLAND	16.616(11)	27.727 11.111(8)	51.443 23.716(12)	1:04.804 13.360(12)	55.552 km/h
13	12	JUNEK Josef Maxmilian	CZECH REP.	16.319(6)	27.605 11.286(9)	51.599 23.994(14)	1:05.016 13.416(14)	55.370 km/h
14	98	KRYVYCH Oleksandr	UKRAINE	17.228(14)	28.955 11.726(14)	52.949 23.994(15)	1:05.527 12.577(7)	54.939 km/h
15	52	KONYCHEV Alexander	ITALY	17.711(15)	29.534 11.823(15)	53.419 23.884(13)	1:08.747 15.328(15)	52.365 km/h

Communiqué approved by the President of the Commissaires Panel

Report printed: 23-08-2018 18:35

 PHOENIX

[www.veloresults.com](http://www.veloresults.com)

TCT v1.1 Page 1/1

 ALE®

 vittoria®

U E C O f f i c i a l S u p p l i e r s

21-26 August 2018

Communiqué n° 139

## Men U23 Sprint Qualification

Start List / Liste de départ

World Record: 9.347 PERVIS Francois FRA Aguascalientes (MEX)

Race distance: 200m (1 lap)

Heat	Bib	Name	Team
1	75	ROSTOV Pavel	RUSSIA
2	55	HABETS Stephan	NETHERLANDS
3	63	MILEK Mateusz	POLAND
4	73	BOBRAKOV Evgenii	RUSSIA
5	57	VAN DER WIJST Koen	NETHERLANDS
6	91	FROSSARD Marc	SWITZERLAND
7	68	ROCHNA Daniel	POLAND
8	85	MARTINEZ CHORRO Alejandro	SPAIN
9	26	SCHROTER Nik	GERMANY
10	38	TURNBULL Hamish	GREAT BRITAIN
11	33	JOLLIFFE Alex	GREAT BRITAIN
12	9	FANTA Jiri	CZECH REP.
13	7	DE PAUW Ayrton	BELGIUM
14	22	JURCZYK Marc	GERMANY
15	18	HELAL Rayan	FRANCE
16	13	CECHMAN Martin	CZECH REP.
17	17	LANDERNEAU Melvin	FRANCE

Qualification Rule: Fastest 16 riders advance to the 1/8 Final

Communiqué approved by the Secretary of the Commissaires Panel \_\_\_\_\_

## Men U23 Sprint Qualification

### Final

#### Results / Résultats

World Record: 9.347 PERVIS Francois FRA Aguascalientes (MEX)

Race distance: 200m (1 lap)

Rank	Bib	Name	Team	100m	Time	Speed
1	17	LANDERNEAU Melvin	FRANCE	04.927(1)	09.858 04.931(3)	73.037 km/h
2	18	HELAL Rayan	FRANCE	04.950(2)	09.867 04.916(1)	72.970 km/h
3	13	CECHMAN Martin	CZECH REP.	04.956(3)	09.917 04.960(4)	72.602 km/h
4	22	JURCZYK Marc	GERMANY	05.020(8)	09.950 04.929(2)	72.361 km/h
5	68	ROCHNA Daniel	POLAND	04.958(4)	10.012 05.054(6)	71.913 km/h
6	38	TURNBULL Hamish	GREAT BRITAIN	05.002(6)	10.036 05.033(5)	71.741 km/h
7	26	SCHROTER Nik	GERMANY	04.996(5)	10.066 05.069(8)	71.527 km/h
8	73	BOBRAKOV Evgenii	RUSSIA	05.003(7)	10.080 05.077(10)	71.428 km/h
9	9	FANTA Jiri	CZECH REP.	05.070(10)	10.128 05.058(7)	71.090 km/h
10	7	DE PAUW Ayrtton	BELGIUM	05.073(11)	10.150 05.076(9)	70.935 km/h
11	75	ROSTOV Pavel	RUSSIA	05.098(12)	10.212 05.114(11)	70.505 km/h
12	33	JOLLIFFE Alex	GREAT BRITAIN	05.049(9)	10.245 05.195(12)	70.278 km/h
13	63	MILEK Mateusz	POLAND		10.335 10.335(17)	69.666 km/h
14	57	VAN DER WIJST Koen	NETHERLANDS	05.146(14)	10.394 05.247(13)	69.270 km/h
15	85	MARTINEZ CHORRO Alejandro	SPAIN	05.134(13)	10.404 05.269(15)	69.204 km/h
16	91	FROSSARD Marc	SWITZERLAND	05.252(15)	10.509 05.257(14)	68.512 km/h
17	55	HABETS Stephan	NETHERLANDS	05.280(16)	10.634 05.354(16)	67.707 km/h

Qualification Rule: Fastest 16 riders advance to the 1/8 Final

Communiqué approved by the Secretary of the Commissaires Panel \_\_\_\_\_

21-26 August 2018

Communiqué n° 141

## Men U23 Sprint

### Start List / Liste de départ

1/8 Finals Heat	Bib	Name	Team
1/8 Finals Heat 1	17	LANDERNEAU Melvin	FRANCE
	91	FROSSARD Marc	SWITZERLAND
1/8 Finals Heat 2	18	HELAL Rayan	FRANCE
	85	MARTINEZ CHORRO Alejandro	SPAIN
1/8 Finals Heat 3	13	CECHMAN Martin	CZECH REP.
	57	VAN DER WIJST Koen	NETHERLANDS
1/8 Finals Heat 4	22	JURCZYK Marc	GERMANY
	63	MILEK Mateusz	POLAND
1/8 Finals Heat 5	68	ROCHNA Daniel	POLAND
	33	JOLLIFFE Alex	GREAT BRITAIN
1/8 Finals Heat 6	38	TURNBULL Hamish	GREAT BRITAIN
	75	ROSTOV Pavel	RUSSIA
1/8 Finals Heat 7	26	SCHROTER Nik	GERMANY
	7	DE PAUW Ayrton	BELGIUM
1/8 Finals Heat 8	73	BOBRAKOV Evgenii	RUSSIA
	9	FANTA Jiri	CZECH REP.

Qualification rule: The winner of each heat advance to the 1/4 Final

Communiqué approved by the Secretary of the Commissaires Panel \_\_\_\_\_

21-26 August 2018

Communiqué n° 142

## Men U23 Sprint Results / Résultats

Place	Bib	Name	Team		
<b>1/8 Finals Heat 1</b>					
1	17	LANDERNEAU Melvin	FRANCE	X	Time:10.507
2	91	FROSSARD Marc	SWITZERLAND		Speed: 68.525km/h
<b>1/8 Finals Heat 2</b>					
1	18	HELAL Rayan	FRANCE	X	Time:10.685
2	85	MARTINEZ CHORRO Alejandr	SPAIN		Speed: 67.384km/h
<b>1/8 Finals Heat 3</b>					
1	13	CECHMAN Martin	CZECH REP.	X	Time:10.356
2	57	VAN DER WIJST Koen	NETHERLANDS		Speed: 69.524km/h
<b>1/8 Finals Heat 4</b>					
1	22	JURCZYK Marc	GERMANY	X	Time:10.453
2	63	MILEK Mateusz	POLAND		Speed: 68.879km/h
<b>1/8 Finals Heat 5</b>					
1	68	ROCHNA Daniel	POLAND	X	Time:10.703
2	33	JOLLIFFE Alex	GREAT BRITAIN		Speed: 67.27km/h
<b>1/8 Finals Heat 6</b>					
1	38	TURNBULL Hamish	GREAT BRITAIN	X	Time:10.623
2	75	ROSTOV Pavel	RUSSIA		Speed: 67.777km/h
<b>1/8 Finals Heat 7</b>					
1	26	SCHROTER Nik	GERMANY	X	Time:10.660
2	7	DE PAUW Ayrton	BELGIUM		Speed: 67.542km/h
<b>1/8 Finals Heat 8</b>					
1	73	BOBRAKOV Evgenii	RUSSIA	X	Time:10.646
2	9	FANTA Jiri	CZECH REP.		Speed: 67.631km/h

Qualification rule: The winner of each heat advance to the 1/4 Final

Communiqué approved by the Secretary of the Commissaires Panel \_\_\_\_\_

21-26 August 2018

Communiqué n° 143

## Men U23 Sprint Start List / Liste de départ

1/4 Finals Heat 1	Bib	Name	Team
	17	LANDERNEAU Melvin	FRANCE
	73	BOBRAKOV Evgenii	RUSSIA
1/4 Finals Heat 2	Bib	Name	Team
	18	HELAL Rayan	FRANCE
	26	SCHROTER Nik	GERMANY
1/4 Finals Heat 3	Bib	Name	Team
	13	CECHMAN Martin	CZECH REP.
	38	TURNBULL Hamish	GREAT BRITAIN
1/4 Finals Heat 4	Bib	Name	Team
	22	JURCZYK Marc	GERMANY
	68	ROCHNA Daniel	POLAND

Qualification rule: The winner of each heat advance to the 1/2 Final

Communiqué approved by the Secretary of the Commissaires Panel \_\_\_\_\_



21-26 August 2018

Communiqué n° 144

## Men U23 Sprint Results / Résultats

Place	Bib	Name	Team	Race 1	Race 2	Decider
<b>1/4 Finals Heat 1</b>						
1	17	LANDERNEAU Melvin	FRANCE	X	X	
2	73	BOBRAKOV Evgenii	RUSSIA			
				Time:10.367 69.451km/h	Time:10.338 69.645km/h	
<b>1/4 Finals Heat 2</b>						
1	18	HELAL Rayan	FRANCE	X	X	
2	26	SCHROTER Nik	GERMANY			
				Time:10.232 70.367km/h	Time:10.382 69.35km/h	
<b>1/4 Finals Heat 3</b>						
1	13	CECHMAN Martin	CZECH REP.	X	X	
2	38	TURNBULL Hamish	GREAT BRITAIN			
				Time:10.432 69.018km/h	Time:10.573 68.097km/h	
<b>1/4 Finals Heat 4</b>						
1	22	JURCZYK Marc	GERMANY	X	X	
2	68	ROCHNA Daniel	POLAND			
				Time:10.495 68.604km/h	Time:10.463 68.813km/h	

Qualification rule: The winner of each heat advance to the 1/2 Final

Communiqué approved by the Secretary of the Commissaires Panel

21-26 August 2018

Communiqué n° 145

## Men U23 Sprint Start List / Liste de départ

Semifinals Heat 1	Bib	Name	Team
	17	LANDERNEAU Melvin	FRANCE
	22	JURCZYK Marc	GERMANY

Semifinals Heat 2	Bib	Name	Team
	18	HELAL Rayan	FRANCE
	13	CECHMAN Martin	CZECH REP.

Qualification rule: The winner of each heat advance to Gold medal Heat, others to Bronze.

Communiqué approved by the Secretary of the Commissaires Panel \_\_\_\_\_

21-26 August 2018

Communiqué n° 146

## Men U23 Sprint Results / Résultats

Place	Bib	Name	Team	Race 1	Race 2	Decider
<b>Semifinals Heat 1</b>						
1	17	LANDERNEAU Melvin	FRANCE	X	X	
2	22	JURCZYK Marc	GERMANY			
				Time:10.456 68.859km/h	Time:10.567 68.136km/h	
<b>Semifinals Heat 2</b>						
1	18	HELAL Rayan	FRANCE	X	X	
2	13	CECHMAN Martin	CZECH REP.			
				Time:10.306 69.862km/h	Time:10.282 70.025km/h	

Qualification rule: The winner of each heat advance to Gold medal Heat, others to Bronze.

Communiqué approved by the Secretary of the Commissaires Panel \_\_\_\_\_

21-26 August 2018

Communiqué n° 147

## Men U23 Sprint Start List / Liste de départ

Final for Bronze	Bib	Name	Team
	22	JURCZYK Marc	GERMANY
	13	CECHMAN Martin	CZECH REP.
Final for Gold	Bib	Name	Team
	17	LANDERNEAU Melvin	FRANCE
	18	HELAL Rayan	FRANCE

Communiqué approved by the Secretary of the Commissaires Panel \_\_\_\_\_

21-26 August 2018

Communiqué n° 148

## Men U23 Sprint

### Results / Résultats

Place	Bib	Name	Team	Race 1	Race 2	Decider
<b>Final for Bronze</b>						
1	13	CECHMAN Martin	CZECH REP.	X	X	
2	22	JURCZYK Marc	GERMANY			
				Time:10.549 68.252km/h	Time:10.330 69.699km/h	
<b>Final for Gold</b>						
1	18	HELAL Rayan	FRANCE	X	X	
2	17	LANDERNEAU Melvin	FRANCE			
				Time:10.353 69.545km/h	Time:10.527 68.395km/h	

Communiqué approved by the Secretary of the Commissaires Panel

Report printed: 25-08-2018 18:18



[www.veloresults.com](http://www.veloresults.com)

TCT v2.0 Page 1/1

**ALE**<sup>®</sup>

**vittoria**<sup>®</sup>

U E C O f f i c i a l S u p p l i e r s

21-26 August 2018

Communiqué n° 149

## Men Sprint

### Final Classification / Classement Final

Rank	Bib	Rider	Team
1	18	HELAL, Rayan	FRANCE
2	17	LANDERNEAU, Melvin	FRANCE
3	13	CECHMAN, Martin	CZECH REP.
4	22	JURCZYK, Marc	GERMANY
5	68	ROCHNA, Daniel	POLAND
6	38	TURNBULL, Hamish	GREAT BRITAIN
7	26	SCHROTER, Nik	GERMANY
8	73	BOBRAKOV, Evgenii	RUSSIA
9	9	FANTA, Jiri	CZECH REP.
10	7	DE PAUW, Ayrton	BELGIUM
11	75	ROSTOV, Pavel	RUSSIA
12	33	JOLLIFFE, Alex	GREAT BRITAIN
13	63	MILEK, Mateusz	POLAND
14	57	VAN DER WIJST, Koen	NETHERLANDS
15	85	MARTINEZ CHORRO, Alejandro	SPAIN
16	91	FROSSARD, Marc	SWITZERLAND
17	55	HABETS, Stephan	NETHERLANDS

Communiqué approved by the Secretary of the Commissaires Panel

**Women Junior Omnium I Scratch Race  
Start List / Liste de départ**

Race distance: 5 km (25 laps)

**Starting on the Railing**

No.	Rider	Nation	Team	Class
24	GUAZZINI Vittoria	ITA	ITALY	
45	MALKOVA Daria	RUS	RUSSIA	
8	SEVCIKOVA Petra	CZE	CZECH REP.	
32	BIJWAARD Eva	NED	NETHERLANDS	
10	NIGUL Mathilde	EST	ESTONIA	
20	GILLESPIE Iara	IRL	IRELAND	
50	MACHALCOVA Petra	SVK	SLOVAKIA	

**Starting on the Blueband**

No.	Rider	Nation	Team	Class
35	JASKULSKA Marta	POL	POLAND	
3	BOSSUYT Shari	BEL	BELGIUM	
1	KOLESAVA Anastasiya	BLR	BELARUS	
13	BAUERNFEIND Ricarda	GER	GERMANY	
18	LIODAKI Sofia	GRE	GREECE	
31	ZUPERKAITE Erika	LTU	LITHUANIA	
51	MAIOZ MUJIKI Izarne	ESP	SPAIN	

Communiqué approved by the Secretary of the Commissaires Panel

21-26 August 2018

Communiqué n° 151

**Women Junior Omnium I Scratch Race**  
**Results / Résultats**

Race distance: 5 km (25 laps)

Elapsed time: 06:35

Average speed: Speed: 45.569 km/h

Rank	Bib	Name	Nation	Team	Laps Down
1	45	MALKOVA Daria	RUS	RUSSIA	
2	8	SEVCIKOVA Petra	CZE	CZECH REP.	-1
3	35	JASKULSKA Marta	POL	POLAND	-1
4	3	BOSSUYT Shari	BEL	BELGIUM	-1
5	20	GILLESPIE Iara	IRL	IRELAND	-1
6	24	GUAZZINI Vittoria	ITA	ITALY	-1
7	13	BAUERNFEIND Ricarda	GER	GERMANY	-1
8	18	LIODAKI Sofia	GRE	GREECE	-1
9	1	KOLESAVA Anastasiya	BLR	BELARUS	-1
10	32	BIJWAARD Eva	NED	NETHERLANDS	-1
11	50	MACHALCOVA Petra	SVK	SLOVAKIA	-1
12	51	MAIOZ MUJIKI Izarne	ESP	SPAIN	-1
13	10	NIGUL Mathilde	EST	ESTONIA	-1
14	31	ZUPERKAITE Erika	LTU	LITHUANIA	-1

Communiqué approved by the Secretary of the Commissaires Panel

Report printed: 24-08-2018 10:39



[www.veloresults.com](http://www.veloresults.com)

TCM v2 Page 1/1

**ALE**<sup>®</sup>

**vittoria**<sup>®</sup>

U E C Official Suppliers



21-26 August 2018

Communiqué n° 152

## Women Junior Omnium

### Results / Résultats

After 1 Event

Rank	No.	Name	Team	Sc	Tempo	Elim	Subtotal Points	Points Race							Lap Points	Finish Order	Total
								1	2	3	4	5	6	7			
1	45	MALKOVA Daria	RUSSIA	40 (1)			40								0		
2	8	SEVCIKOVA Petra	CZECH REP.	38 (2)			38								0		
3	35	JASKULSKA Marta	POLAND	36 (3)			36								0		
4	3	BOSSUYT Shari	BELGIUM	34 (4)			34								0		
5	20	GILLESPIE Iara	IRELAND	32 (5)			32								0		
6	24	GUAZZINI Vittoria	ITALY	30 (6)			30								0		
7	13	BAUERNFEIND Ricarda	GERMANY	28 (7)			28								0		
8	18	LIODAKI Sofia	GREECE	26 (8)			26								0		
9	1	KOLESAVA Anastasiya	BELARUS	24 (9)			24								0		
10	32	BIJWAARD Eva	NETHERLANDS	22 (10)			22								0		
11	50	MACHALCOVA Petra	SLOVAKIA	20 (11)			20								0		
12	51	MAIOZ MUJIKI Izarne	SPAIN	18 (12)			18								0		
13	10	NIGUL Mathilde	ESTONIA	16 (13)			16								0		
14	31	ZUPERKAITE Erika	LITHUANIA	14 (14)			14								0		

Communiqué approved by the Secretary of the Commissaires Panel \_\_\_\_\_

21-26 August 2018

Communiqué n° 153

**Women Junior Omnium II Tempo Race**  
**Start List / Liste de départ**

**Starting on the Railing**

<b>Bib</b>	<b>Rider</b>	<b>Team</b>
45	MALKOVA Daria	RUSSIA
35	JASKULSKA Marta	POLAND
20	GILLESPIE Iara	IRELAND
13	BAUERNFEIND Ricarda	GERMANY
1	KOLESAVA Anastasiya	BELARUS
50	MACHALCOVA Petra	SLOVAKIA
10	NIGUL Mathilde	ESTONIA

**Starting on the Blueband**

<b>Bib</b>	<b>Rider</b>	<b>Team</b>
8	SEVCIKOVA Petra	CZECH REP.
3	BOSSUYT Shari	BELGIUM
24	GUAZZINI Vittoria	ITALY
18	LIODAKI Sofia	GREECE
32	BIJWAARD Eva	NETHERLANDS
51	MAIOZ MUJIKA Izarne	SPAIN
31	ZUPERKAITE Erika	LITHUANIA

Communiqué approved by the Secretary of the Commissaires Panel

Report printed: 24-08-2018 10:39



[www.veloreults.com](http://www.veloreults.com)

TCT v2 Page 1/1

## Women Junior Omnium II Tempo Race

### Results / Résultats

Race time: 6:25 Speed: 46.753 km/h

Rank	Bib	Name	Team	Sprints Won	Lap Points	Finish Order	Points
1	35	Marta JASKULSKA	POLAND	4, 5, 6, 7, 8, 9, 10, 11, 12, 13, 14	0	7	<b>11</b>
2	24	Vittoria GUAZZINI	ITALY	15, 16, 17, 18, 19, 20, 21	0	1	<b>7</b>
3	8	Petra SEVCIKOVA	CZECH REP.	1, 2, 3	0	9	<b>3</b>
4	1	Anastasiya KOLESAVA	BELARUS		0	2	<b>0</b>
5	3	Shari BOSSUYT	BELGIUM		0	3	<b>0</b>
6	20	Iara GILLESPIE	IRELAND		0	4	<b>0</b>
7	13	Ricarda BAUERNFEIND	GERMANY		0	5	<b>0</b>
8	32	Eva BIJWAARD	NETHERLANDS		0	6	<b>0</b>
9	45	Daria MALKOVA	RUSSIA		0	8	<b>0</b>
10	31	Erika ZUPERKAITE	LITHUANIA		0	10	<b>0</b>
11	51	Izarne MAIOZ MUJIKA	SPAIN		0	11	<b>0</b>
12	10	Mathilde NIGUL	ESTONIA		0	12	<b>0</b>
13	18	Sofia LIODAKI	GREECE		0	13	<b>0</b>
14	50	Petra MACHALCOVA	SLOVAKIA		-20	14	<b>-20</b>

Warning to rider 45 MALKOVA Daria (RUS) for dangerous riding during the race.

Communiqué approved by the Secretary of the Commissaires Panel

Report printed: 24-08-2018 11:51

www.veloresults.com

TCM v2

Page 1/1



U E C Official Suppliers

21-26 August 2018

Communiqué n° 155

**Women Junior Omnium**  
**Results / Résultats**  
After 2 Events

Rank	No.	Name	Team	Sc	Tempo	Elim	Subtotal Points	Points Race							Lap Points	Finish Order	Total
								1	2	3	4	5	6	7			
1	35	JASKULSKA Marta	POLAND	36 (3)	40 (1)		76								0		
2	8	SEVCIKOVA Petra	CZECH REP.	38 (2)	36 (3)		74								0		
3	24	GUAZZINI Vittoria	ITALY	30 (6)	38 (2)		68								0		
4	3	BOSSUYT Shari	BELGIUM	34 (4)	32 (5)		66								0		
5	45	w MALKOVA Daria	RUSSIA	40 (1)	24 (9)		64								0		
6	20	GILLESPIE Iara	IRELAND	32 (5)	30 (6)		62								0		
7	1	KOLESAVA Anastasiya	BELARUS	24 (9)	34 (4)		58								0		
8	13	BAUERNFEIND Ricarda	GERMANY	28 (7)	28 (7)		56								0		
9	32	BIJWAARD Eva	NETHERLANDS	22 (10)	26 (8)		48								0		
10	18	LIODAKI Sofia	GREECE	26 (8)	16 (13)		42								0		
11	51	MAIOZ MUJIKI Izarne	SPAIN	18 (12)	20 (11)		38								0		
12	31	ZUPERKAITE Erika	LITHUANIA	14 (14)	22 (10)		36								0		
13	50	MACHALCOVA Petra	SLOVAKIA	20 (11)	14 (14)		34								0		
14	10	NIGUL Mathilde	ESTONIA	16 (13)	18 (12)		34								0		

Communiqué approved by the Secretary of the Commissaires Panel \_\_\_\_\_

21-26 August 2018

Communiqué n° 156

**Women Junior Omnium III Elimination**  
**Start List / Liste de départ**

**Starting on the Railing**

No.	Rider	Nation	Team	Class
35	JASKULSKA Marta	POL	POLAND	
24	GUZZINI Vittoria	ITA	ITALY	
45 w	MALKOVA Daria	RUS	RUSSIA	
1	KOLESAVA Anastasiya	BLR	BELARUS	
32	BIJWAARD Eva	NED	NETHERLANDS	
51	MAIOZ MUJIKI Izarne	ESP	SPAIN	
50	MACHALCOVA Petra	SVK	SLOVAKIA	

**Starting on the Blueband**

No.	Rider	Nation	Team	Class
8	SEVCIKOVA Petra	CZE	CZECH REP.	
3	BOSSUYT Shari	BEL	BELGIUM	
20	GILLESPIE Iara	IRL	IRELAND	
13	BAUERNFEIND Ricarda	GER	GERMANY	
18	LIODAKI Sofia	GRE	GREECE	
31	ZUPERKAITE Erika	LTU	LITHUANIA	
10	NIGUL Mathilde	EST	ESTONIA	

Communiqué approved by the Secretary of the Commissaires Panel

Report printed: 24-08-2018 11:52



[www.veloresults.com](http://www.veloresults.com)

TCM v2 Page 1/1

**ALE**<sup>®</sup>

**vittoria**<sup>®</sup>

U E C Official Suppliers

21-26 August 2018

Communiqué n° 157

**Women Junior Omnium III Elimination**  
**Results / Résultats**

Rank	Bib	Name	Nation	Team	Laps Down
1	3	BOSSUYT Shari	BEL	BELGIUM	
2	24	GUZZINI Vittoria	ITA	ITALY	
3	45	W MALKOVA Daria	RUS	RUSSIA	
4	20	GILLESPIE Iara	IRL	IRELAND	
5	8	SEVCIKOVA Petra	CZE	CZECH REP.	
6	1	KOLESAVA Anastasiya	BLR	BELARUS	
7	35	JASKULSKA Marta	POL	POLAND	
8	13	BAUERNFEIND Ricarda	GER	GERMANY	
9	31	ZUPERKAITE Erika	LTU	LITHUANIA	
10	51	MAIOZ MUJIKA Izarne	ESP	SPAIN	
11	32	BIJWAARD Eva	NED	NETHERLANDS	
12	10	NIGUL Mathilde	EST	ESTONIA	
13	18	LIODAKI Sofia	GRE	GREECE	
14	50	MACHALCOVA Petra	SVK	SLOVAKIA	

Communiqué approved by the Secretary of the Commissaires Panel

Report printed: 24-08-2018 15:39



[www.veloresults.com](http://www.veloresults.com)

TCM v2 Page 1/1

**ALE**<sup>®</sup>

**vittoria**<sup>®</sup>

U E C Official Suppliers

21-26 August 2018

Communiqué n° 158

**Women Junior Omnium**  
**Results / Résultats**  
After 3 Events

Rank	No.	Name	Team	Sc	Tempo	Elim	Subtotal Points	Points Race							Lap Points	Finish Order	Total
								1	2	3	4	5	6	7			
1	3	BOSSUYT Shari	BELGIUM	34 (4)	32 (5)	40 (1)	106								0		
2	24	GUAZZINI Vittoria	ITALY	30 (6)	38 (2)	38 (2)	106								0		
3	8	SEVCIKOVA Petra	CZECH REP.	38 (2)	36 (3)	32 (5)	106								0		
4	35	JASKULSKA Marta	POLAND	36 (3)	40 (1)	28 (7)	104								0		
5	45	W MALKOVA Daria	RUSSIA	40 (1)	24 (9)	36 (3)	100								0		
6	20	GILLESPIE Iara	IRELAND	32 (5)	30 (6)	34 (4)	96								0		
7	1	KOLESAVA Anastasiya	BELARUS	24 (9)	34 (4)	30 (6)	88								0		
8	13	BAUERNFEIND Ricarda	GERMANY	28 (7)	28 (7)	26 (8)	82								0		
9	32	BIJWAARD Eva	NETHERLANDS	22 (10)	26 (8)	20 (11)	68								0		
10	31	ZUPERKAITE Erika	LITHUANIA	14 (14)	22 (10)	24 (9)	60								0		
11	51	MAIOZ MUJIKI Izarne	SPAIN	18 (12)	20 (11)	22 (10)	60								0		
12	18	LIODAKI Sofia	GREECE	26 (8)	16 (13)	16 (13)	58								0		
13	10	NIGUL Mathilde	ESTONIA	16 (13)	18 (12)	18 (12)	52								0		
14	50	MACHALCOVA Petra	SLOVAKIA	20 (11)	14 (14)	14 (14)	48								0		

Communiqué approved by the Secretary of the Commissaires Panel \_\_\_\_\_

21-26 August 2018

Communiqué n° 159

**Women Junior Omnium IV Points Race**  
**Start List / Liste de départ**

Race distance: 14 km (70 laps sprints every 10 ,7 sprints)

**Starting on the Railing**

<b>Bib</b>	<b>Rider</b>	<b>Team</b>	<b>Omnium Pts</b>
3	BOSSUYT Shari	BELGIUM	106
8	SEVCIKOVA Petra	CZECH REP.	106
45	W MALKOVA Daria	RUSSIA	100
1	KOLESAVA Anastasiya	BELARUS	88
32	BIJWAARD Eva	NETHERLANDS	68
51	MAIOZ MUJIKI Izarne	SPAIN	60
10	NIGUL Mathilde	ESTONIA	52

**Starting on the Blueband**

<b>Bib</b>	<b>Rider</b>	<b>Team</b>	<b>Omnium Pts</b>
24	GUAZZINI Vittoria	ITALY	106
35	JASKULSKA Marta	POLAND	104
20	GILLESPIE Iara	IRELAND	96
13	BAUERNFEIND Ricarda	GERMANY	82
31	ZUPERKAITE Erika	LITHUANIA	60
18	LIODAKI Sofia	GREECE	58
50	MACHALCOVA Petra	SLOVAKIA	48

Communiqué approved by the Secretary of the Commissaires Panel

Report printed: 24-08-2018 16:01



[www.veloreults.com](http://www.veloreults.com)

TCT v2 Page 1/1

**ALE**<sup>®</sup>

**vittoria**<sup>®</sup>

U E C O f f i c i a l S u p p l i e r s



**Women Junior Omnium**  
**Results / Résultats**  
Final Results

Rank	No.	Name	Team	Sc	Tempo	Elim	Subtotal Points	Points Race							Lap Points	Finish Order	Total	
								1	2	3	4	5	6	7				
1	24	GUAZZINI Vittoria	ITALY	30 (6)	38 (2)	38 (2)	106	2			5	5				20	12	138
2	3	BOSSUYT Shari	BELGIUM	34 (4)	32 (5)	40 (1)	106	5		5		1		10	0	1	127	
3	35	JASKULSKA Marta	POLAND	36 (3)	40 (1)	28 (7)	104	3	2	2	2	2	1	6	0	2	122	
4	20	GILLESPIE Iara	IRELAND	32 (5)	30 (6)	34 (4)	96			3	3	3	3	4	0	3	112	
5	8	SEVCIKOVA Petra	CZECH REP.	38 (2)	36 (3)	32 (5)	106	1	1					2	0	4	110	
6	45	W MALKOVA Daria	RUSSIA	40 (1)	24 (9)	36 (3)	100		3				2		0	10	105	
7	1	KOLESAVA Anastasiya	BELARUS	24 (9)	34 (4)	30 (6)	88								0	5	88	
8	13	BAUERNFEIND Ricarda	GERMANY	28 (7)	28 (7)	26 (8)	82								0	8	82	
9	32	BIJWAARD Eva	NETHERLANDS	22 (10)	26 (8)	20 (11)	68		5	1			5		0	6	79	
10	18	LIODAKI Sofia	GREECE	26 (8)	16 (13)	16 (13)	58				1				0	7	59	
11	31	ZUPERKAITE Erika	LITHUANIA	14 (14)	22 (10)	24 (9)	60								-40	9	20	
12	10	NIGUL Mathilde	ESTONIA	16 (13)	18 (12)	18 (12)	52								-60	11	-8	
13	50	MACHALCOVA Petra	SLOVAKIA	20 (11)	14 (14)	14 (14)	48								-60	0	-52	
14	51	MAIOZ MUJIKI Izarne	SPAIN	18 (12)	20 (11)	22 (10)									-40	0	DNF	

Communiqué approved by the Secretary of the Commissaires Panel \_\_\_\_\_

21-26 August 2018

Communiqué n° 162 A

**Men Junior Omnium I Scratch Race**  
**Start List / Liste de départ**

Race distance: 7.6 km (38 laps)

**Starting on the Railing**

No.	Rider	Nation	Team	Class
79	MICHALICKA Stefan	SVK	SLOVAKIA	
65	PROKOPYSZYN Filip	POL	POLAND	
2	MAZUR Dzianis	BLR	BELARUS	
9	VAN DEN BOSSCHE Fabio	BEL	BELGIUM	
28	DIK Calvin	GER	GERMANY	
24	BRULE Louis	FRA	FRANCE	
43	DONLEY Shay	IRL	IRELAND	
54	GELZINIS Rokas	LTU	LITHUANIA	
84	SERRANO RODRIGUEZ Javier	ESP	SPAIN	
93	POKOIOVYI Nazar	UKR	UKRAINE	

**Starting on the Blueband**

No.	Rider	Nation	Team	Class
13	KELEMEN Petr	CZE	CZECH REP.	
1	VIEHBERGER Lukas	AUT	AUSTRIA	
90	DE LISI Nicolo	SUI	SWITZERLAND	
57	HEIJNEN Philip	NED	NETHERLANDS	
40	VIDA Balint	HUN	HUNGARY	
38	KARATSIVIS Panagiotis	GRE	GREECE	
49	NENCINI Tommaso	ITA	ITALY	
68	COUTO Guillaume	POR	PORTUGAL	
69	BERSENEV Nikita	RUS	RUSSIA	

Communiqué approved by the Secretary of the Commissaires Panel

Report printed: 23-08-2018 17:38



[www.veloreults.com](http://www.veloreults.com)

TCM v2 Page 1/1

**ALE**<sup>®</sup>

**vittoria**<sup>®</sup>

UEC Official Suppliers

21-26 August 2018

Communiqué n° 163

**Men Junior Omnium I Scratch Race**  
**Results / Résultats**

Race distance: 7.6 km (38 laps)

Elapsed time: 09:19

Average speed: Speed: 48.944 km/h

Rank	Bib	Name	Nation	Team	Laps Down
1	9	VAN DEN BOSSCHE Fabio	BEL	BELGIUM	
2	84	SERRANO RODRIGUEZ Javier	ESP	SPAIN	-1
3	13	KELEMEN Petr	CZE	CZECH REP.	-1
4	38	KARATSIVIS Panagiotis	GRE	GREECE	-1
5	65	PROKOPYSZYN Filip	POL	POLAND	-1
6	49	NENCINI Tommaso	ITA	ITALY	-1
7	54	GELZINIS Rokas	LTU	LITHUANIA	-1
8	57	HEIJNEN Philip	NED	NETHERLANDS	-1
9	68	COUTO Guillaume	POR	PORTUGAL	-1
10	2	MAZUR Dzianis	BLR	BELARUS	-1
11	24	BRULE Louis	FRA	FRANCE	-1
12	28	DIK Calvin	GER	GERMANY	-1
13	90	DE LISI Nicolo	SUI	SWITZERLAND	-1
14	69	BERSENEV Nikita	RUS	RUSSIA	-1
15	79	MICHALICKA Stefan	SVK	SLOVAKIA	-1
16	93	POKOIOVYI Nazar	UKR	UKRAINE	-1
17	43	DONLEY Shay	IRL	IRELAND	-1
18	40	VIDA Balint	HUN	HUNGARY	-1
19	1	VIEHBERGER Lukas	AUT	AUSTRIA	-1

Communiqué approved by the Secretary of the Commissaires Panel

Report printed: 24-08-2018 10:54



[www.veloresults.com](http://www.veloresults.com)

TCM v2 Page 1/1

**ALE**<sup>®</sup>

**vittoria**<sup>®</sup>

U E C O f f i c i a l S u p p l i e r s

21-26 August 2018

Communiqué n° 164

## Men Junior Omnium

### Results / Résultats

After 1 Event

Rank	No.	Name	Team	Scr	Tempo	Elim	Subtotal Points	Points Race										Lap Points	Finish Order	Total
								1	2	3	4	5	6	7	8	9	10			
1	9	VAN DEN BOSSCHE Fabio	BELGIUM	40 (1)			40											0		
2	84	SERRANO RODRIGUEZ Javier	SPAIN	38 (2)			38											0		
3	13	KELEMEN Petr	CZECH REP.	36 (3)			36											0		
4	38	KARATSIVIS Panagiotis	GREECE	34 (4)			34											0		
5	65	PROKOPYSZYN Filip	POLAND	32 (5)			32											0		
6	49	NENCINI Tommaso	ITALY	30 (6)			30											0		
7	54	GELZINIS Rokas	LITHUANIA	28 (7)			28											0		
8	57	HEIJNEN Philip	NETHERLANDS	26 (8)			26											0		
9	68	COUTO Guillaume	PORTUGAL	24 (9)			24											0		
10	2	MAZUR Dzianis	BELARUS	22 (10)			22											0		
11	24	BRULE Louis	FRANCE	20 (11)			20											0		
12	28	DIK Calvin	GERMANY	18 (12)			18											0		
13	90	DE LISI Nicolo	SWITZERLAND	16 (13)			16											0		
14	69	BERSENEV Nikita	RUSSIA	14 (14)			14											0		
15	79	MICHALICKA Stefan	SLOVAKIA	12 (15)			12											0		
16	93	POKOIOVYI Nazar	UKRAINE	10 (16)			10											0		
17	43	DONLEY Shay	IRELAND	8 (17)			8											0		
18	40	VIDA Balint	HUNGARY	6 (18)			6											0		
19	1	VIEHBERGER Lukas	AUSTRIA	4 (19)			4											0		

Communiqué approved by the Secretary of the Commissaires Panel

Report printed: 24-08-2018 10:54



www.veloresults.com

TCM v2 Page 1/1

**ALE**

**vittoria**

UEC Official Suppliers

21-26 August 2018

Communiqué n° 165

**Men Junior Omnium II Tempo**  
**Start List / Liste de départ**

**Starting on the Railing**

<b>Bib</b>	<b>Rider</b>	<b>Team</b>
9	VAN DEN BOSSCHE Fabio	BELGIUM
13	KELEMEN Petr	CZECH REP.
65	PROKOPYSZYN Filip	POLAND
54	GELZINIS Rokas	LITHUANIA
68	COUTO Guillaume	PORTUGAL
24	BRULE Louis	FRANCE
90	DE LISI Nicolo	SWITZERLAND
79	MICHALICKA Stefan	SLOVAKIA
43	DONLEY Shay	IRELAND
1	VIEHBERGER Lukas	AUSTRIA

**Starting on the Blueband**

<b>Bib</b>	<b>Rider</b>	<b>Team</b>
84	SERRANO RODRIGUEZ Javier	SPAIN
38	KARATSIVIS Panagiotis	GREECE
49	NENCINI Tommaso	ITALY
57	HEIJNEN Philip	NETHERLANDS
2	MAZUR Dzianis	BELARUS
28	DIK Calvin	GERMANY
69	BERSENEV Nikita	RUSSIA
93	POKOIOVYI Nazar	UKRAINE
40	VIDA Balint	HUNGARY

Communiqué approved by the Secretary of the Commissaires Panel

Report printed: 24-08-2018 10:54



[www.veloreults.com](http://www.veloreults.com)

TCT v2 Page 1/1

**ALE**<sup>®</sup>

**vittoria**<sup>®</sup>

U E C O f f i c i a l S u p p l i e r s

## Men Junior Omnium II Tempo

### Results / Résultats

Time: 9:08 Speed: 49.927 km/h

Rank	Bib	Name	Team	Sprints Won	Lap Points	Finish Order	Points
1	28	Calvin DIK	GERMANY	2, 16, 18, 26	40	11	<b>44</b>
2	24	Louis BRULE	FRANCE	13, 14, 15, 17, 19, 21, 25	20	7	<b>27</b>
3	57	Philip HEIJNEN	NETHERLANDS	5, 6, 7, 8, 9	20	9	<b>25</b>
4	9	Fabio VAN DEN BOSSCH	BELGIUM	11, 12, 34	20	1	<b>23</b>
5	38	Panagiotis KARATSIVIS	GREECE	10, 27	20	4	<b>22</b>
6	69	Nikita BERSENEV	RUSSIA	3, 4	20	13	<b>22</b>
7	65	Filip PROKOPYSZYN	POLAND	23, 24	20	17	<b>22</b>
8	49	Tommaso NENCINI	ITALY	22	20	8	<b>21</b>
9	2	Dzianis MAZUR	BELARUS	20	20	14	<b>21</b>
10	13	Petr KELEMEN	CZECH REP.		20	15	<b>20</b>
11	79	Stefan MICHALICKA	SLOVAKIA	28, 29, 30, 31, 32, 33	0	2	<b>6</b>
12	84	Javier SERRANO RODRIG	SPAIN		0	3	<b>0</b>
13	68	Guillaume COUTO	PORTUGAL		0	5	<b>0</b>
14	90	Nicolo DE LISI	SWITZERLAND		0	6	<b>0</b>
15	54	Rokas GELZINIS	LITHUANIA		0	10	<b>0</b>
16	43	Shay DONLEY	IRELAND		0	12	<b>0</b>
17	93	Nazar POKOIOVYI	UKRAINE		0	16	<b>0</b>
18	40	Balint VIDA	HUNGARY		0	18	<b>0</b>
19	1	Lukas VIEHBERGER	AUSTRIA	1	-20	19	<b>-19</b>

Communiqué approved by the Secretary of the Commissaires Panel

Report printed: 24-08-2018 14:46

www.veloresults.com

TCM v2

Page 1/1



UEC Official Suppliers

21-26 August 2018

Communiqué n° 167

**Men Junior Omnium**  
**Results / Résultats**  
After 2 Events

Rank	No.	Name	Team	Scr	Tempo	Elim	Subtotal Points	Points Race										Lap Points	Finish Order	Total
								1	2	3	4	5	6	7	8	9	10			
1	9	VAN DEN BOSSCHE Fabio	BELGIUM	40 (1)	34 (4)		74											0		
2	38	KARATSIVIS Panagiotis	GREECE	34 (4)	32 (5)		66											0		
3	57	HEIJNEN Philip	NETHERLANDS	26 (8)	36 (3)		62											0		
4	65	PROKOPYSZYN Filip	POLAND	32 (5)	28 (7)		60											0		
5	13	KELEMEN Petr	CZECH REP.	36 (3)	22 (10)		58											0		
6	24	BRULE Louis	FRANCE	20 (11)	38 (2)		58											0		
7	28	DIK Calvin	GERMANY	18 (12)	40 (1)		58											0		
8	84	SERRANO RODRIGUEZ Javier	SPAIN	38 (2)	18 (12)		56											0		
9	49	NENCINI Tommaso	ITALY	30 (6)	26 (8)		56											0		
10	2	MAZUR Dzianis	BELARUS	22 (10)	24 (9)		46											0		
11	69	BERSENEV Nikita	RUSSIA	14 (14)	30 (6)		44											0		
12	54	GELZINIS Rokas	LITHUANIA	28 (7)	12 (15)		40											0		
13	68	COUTO Guillaume	PORTUGAL	24 (9)	16 (13)		40											0		
14	79	MICHALICKA Stefan	SLOVAKIA	12 (15)	20 (11)		32											0		
15	90	DE LISI Nicolo	SWITZERLAND	16 (13)	14 (14)		30											0		
16	93	POKOIOVYI Nazar	UKRAINE	10 (16)	8 (17)		18											0		
17	43	DONLEY Shay	IRELAND	8 (17)	10 (16)		18											0		
18	40	VIDA Balint	HUNGARY	6 (18)	6 (18)		12											0		
19	1	VIEHBERGER Lukas	AUSTRIA	4 (19)	-40(P)		-36											0		

Communiqué approved by the Secretary of the Commissaires Panel

Report printed: 24-08-2018 14:47



www.veloresults.com

TCM v2 Page 1/1



UEC Official Suppliers

21-26 August 2018

Communiqué n° 168 A

**Men Junior Omnium III Elimination  
Start List / Liste de départ**

**Starting on the Railing**

No.	Rider	Nation	Team	Class
9	VAN DEN BOSSCHE Fabio	BEL	BELGIUM	
57	HEIJNEN Philip	NED	NETHERLANDS	
28	DIK Calvin	GER	GERMANY	
13	KELEMEN Petr	CZE	CZECH REP.	
84	SERRANO RODRIGUEZ Javier	ESP	SPAIN	
69	BERSENEV Nikita	RUS	RUSSIA	
54	GELZINIS Rokas	LTU	LITHUANIA	
90	DE LISI Nicolo	SUI	SWITZERLAND	
93	POKOIOVYI Nazar	UKR	UKRAINE	

**Starting on the Blueband**

No.	Rider	Nation	Team	Class
38	KARATSIVIS Panagiotis	GRE	GREECE	
65	PROKOPYSZYN Filip	POL	POLAND	
24	BRULE Louis	FRA	FRANCE	
49	NENCINI Tommaso	ITA	ITALY	
2	MAZUR Dzianis	BLR	BELARUS	
68	COUTO Guillaume	POR	PORTUGAL	
79	MICHALICKA Stefan	SVK	SLOVAKIA	
43	DONLEY Shay	IRL	IRELAND	
40	VIDA Balint	HUN	HUNGARY	

Communiqué approved by the Secretary of the Commissaires Panel

Report printed: 24-08-2018 15:06



[www.veloresults.com](http://www.veloresults.com)

TCM v2 Page 1/1

**ALE**<sup>®</sup>

**vittoria**<sup>®</sup>

U E C O f f i c i a l S u p p l i e r s



**Men Junior Omnium III Elimination**  
**Results / Résultats**

Rank	Bib	Name	Nation	Team	Laps Down
1	9	VAN DEN BOSSCHE Fabio	BEL	BELGIUM	
2	24	BRULE Louis	FRA	FRANCE	
3	38	KARATSIVIS Panagiotis	GRE	GREECE	
4	49	NENCINI Tommaso	ITA	ITALY	
5	28	DIK Calvin	GER	GERMANY	
6	2	MAZUR Dzianis	BLR	BELARUS	
7	90	DE LISI Nicolo	SUI	SWITZERLAND	
8	13	KELEMEN Petr	CZE	CZECH REP.	
9	93	POKOIOVYI Nazar	UKR	UKRAINE	
10	79	MICHALICKA Stefan	SVK	SLOVAKIA	
11	54	GELZINIS Rokas	LTU	LITHUANIA	
12	69	BERSENEV Nikita	RUS	RUSSIA	
13	65	PROKOPYSZYN Filip	POL	POLAND	
14	57	HEIJNEN Philip	NED	NETHERLANDS	
15	68	COUTO Guillaume	POR	PORTUGAL	
16	43	DONLEY Shay	IRL	IRELAND	
17	84	SERRANO RODRIGUEZ Javier	ESP	SPAIN	
18	40	VIDA Balint	HUN	HUNGARY	
DNS	1	VIEHBERGER Lukas	AUT	AUSTRIA	DNS

Communiqué approved by the Secretary of the Commissaires Panel

Report printed: 24-08-2018 16:13



[www.veloresults.com](http://www.veloresults.com)

TCM v2 Page 1/1

**ALE**<sup>®</sup>

**vittoria**<sup>®</sup>

U E C Official Suppliers

21-26 August 2018

Communiqué n° 170

**Men Junior Omnium**  
**Results / Résultats**  
After 3 Events

Rank	No.	Name	Team	Scr	Tempo	Elim	Subtotal Points	Points Race										Lap Points	Finish Order	Total
								1	2	3	4	5	6	7	8	9	10			
1	9	VAN DEN BOSSCHE Fabio	BELGIUM	40 (1)	34 (4)	40 (1)	114											0		
2	38	KARATSIVIS Panagiotis	GREECE	34 (4)	32 (5)	36 (3)	102											0		
3	24	BRULE Louis	FRANCE	20 (11)	38 (2)	38 (2)	96											0		
4	49	NENCINI Tommaso	ITALY	30 (6)	26 (8)	34 (4)	90											0		
5	28	DIK Calvin	GERMANY	18 (12)	40 (1)	32 (5)	90											0		
6	13	KELEMEN Petr	CZECH REP.	36 (3)	22 (10)	26 (8)	84											0		
7	2	MAZUR Dzianis	BELARUS	22 (10)	24 (9)	30 (6)	76											0		
8	65	PROKOPYSZYN Filip	POLAND	32 (5)	28 (7)	16 (13)	76											0		
9	57	HEIJNEN Philip	NETHERLANDS	26 (8)	36 (3)	14 (14)	76											0		
10	84	SERRANO RODRIGUEZ Javier	SPAIN	38 (2)	18 (12)	8 (17)	64											0		
11	69	BERSENEV Nikita	RUSSIA	14 (14)	30 (6)	18 (12)	62											0		
12	54	GELZINIS Rokas	LITHUANIA	28 (7)	12 (15)	20 (11)	60											0		
13	90	DE LISI Nicolo	SWITZERLAND	16 (13)	14 (14)	28 (7)	58											0		
14	79	MICHALICKA Stefan	SLOVAKIA	12 (15)	20 (11)	22 (10)	54											0		
15	68	COUTO Guillaume	PORTUGAL	24 (9)	16 (13)	12 (15)	52											0		
16	93	POKIOIYI Nazar	UKRAINE	10 (16)	8 (17)	24 (9)	42											0		
17	43	DONLEY Shay	IRELAND	8 (17)	10 (16)	10 (16)	28											0		
18	40	VIDA Balint	HUNGARY	6 (18)	6 (18)	6 (18)	18											0		
20	1	VIEHBERGER Lukas	AUSTRIA	4 (19)	-40(P)	DNS												0		

Communiqué approved by the Secretary of the Commissaires Panel

Report printed: 24-08-2018 20:47



www.veloresults.com

TCM v2 Page 1/1



UEC Official Suppliers

21-26 August 2018

Communiqué n° 171

**Men Junior Omnium Points Race  
Start List / Liste de départ**

Race distance: 20 km (100 laps sprints every 10 ,10 sprints)

**Starting on the Railing**

<b>Bib</b>	<b>Rider</b>	<b>Team</b>	<b>Omnium Pts</b>
9	VAN DEN BOSSCHE Fabio	BELGIUM	114
24	BRULE Louis	FRANCE	96
28	DIK Calvin	GERMANY	90
2	MAZUR Dzianis	BELARUS	76
57	HEIJNEN Philip	NETHERLANDS	76
69	BERSENEV Nikita	RUSSIA	62
90	DE LISI Nicolo	SWITZERLAND	58
68	COUTO Guillaume	PORTUGAL	52
43	DONLEY Shay	IRELAND	28

**Starting on the Blueband**

<b>Bib</b>	<b>Rider</b>	<b>Team</b>	<b>Omnium Pts</b>
38	KARATSIVIS Panagiotis	GREECE	102
49	NENCINI Tommaso	ITALY	90
13	KELEMEN Petr	CZECH REP.	84
65	PROKOPYSZYN Filip	POLAND	76
84	SERRANO RODRIGUEZ Javier	SPAIN	64
54	GELZINIS Rokas	LITHUANIA	60
79	MICHALICKA Stefan	SLOVAKIA	54
93	POKOIOVYI Nazar	UKRAINE	42
40	VIDA Balint	HUNGARY	18

Communiqué approved by the Secretary of the Commissaires Panel

Report printed: 24-08-2018 16:04



[www.veloresults.com](http://www.veloresults.com)

TCT v2 Page 1/1

**ALE**<sup>®</sup>

**vittoria**<sup>®</sup>

UEC Official Suppliers

**Men Junior Omnium**  
**Results / Résultats**  
Final Results

Rank	No.	Name	Team	Scr	Tempo	Elim	Subtotal Points	Points Race										Lap Points	Finish Order	Total
								1	2	3	4	5	6	7	8	9	10			
1	9	VAN DEN BOSSCHE Fabio	BELGIUM	40 (1)	34 (4)	40 (1)	114	1	1	2	3	5	3	3			0	6	132	
2	28	DIK Calvin	GERMANY	18 (12)	40 (1)	32 (5)	90		2	3			1	2	1	10	20	1	129	
3	49	NENCINI Tommaso	ITALY	30 (6)	26 (8)	34 (4)	90			5			3	2	5		20	11	125	
4	13	KELEMEN Petr	CZECH REP.	36 (3)	22 (10)	26 (8)	84	3		2	3				3		20	5	115	
5	65	PROKOPYSZYN Filip	POLAND	32 (5)	28 (7)	16 (13)	76	2				5		5	1		20	9	109	
6	38	KARATSIVIS Panagiotis	GREECE	34 (4)	32 (5)	36 (3)	102		3	1		2					0	15	108	
7	2	MAZUR Dzianis	BELARUS	22 (10)	24 (9)	30 (6)	76	5								2	20	4	103	
8	24	BRULE Louis	FRANCE	20 (11)	38 (2)	38 (2)	96			1		2	1		2		0	13	102	
9	57	HEIJNEN Philip	NETHERLANDS	26 (8)	36 (3)	14 (14)	76										20	14	96	
10	69	BERSENEV Nikita	RUSSIA	14 (14)	30 (6)	18 (12)	62			5			5				20	7	92	
11	84	SERRANO RODRIGUEZ Javier	SPAIN	38 (2)	18 (12)	8 (17)	64				1						0	8	65	
12	68	COUTO Guillaume	PORTUGAL	24 (9)	16 (13)	12 (15)	52										0	12	52	
13	43	DONLEY Shay	IRELAND	8 (17)	10 (16)	10 (16)	28									6	0	2	34	
14	79	MICHALICKA Stefan	SLOVAKIA	12 (15)	20 (11)	22 (10)	54										-20	10	34	
15	90	DE LISI Nicolo	SWITZERLAND	16 (13)	14 (14)	28 (7)	58		5							4	-40	3	27	
16	93	POKOIOVYI Nazar	UKRAINE	10 (16)	8 (17)	24 (9)	42										-40	16	2	
17	40	VIDA Balint	HUNGARY	6 (18)	6 (18)	6 (18)	18										-40	17	-22	
18	54	GELZINIS Rokas	LITHUANIA	28 (7)	12 (15)	20 (11)	60										-100	0	-40	
20	1	VIEHBERGER Lukas	AUSTRIA	4 (19)	-40 (-1)	DNS											0	0	DNS	

Race Time:23:14 Speed: 51.649 km/h

Relegation to rider 9 VAN DEN BOSSCHE Fabio (BEL) for entering the sprinters lane when the opponent was already there in Points race sprint # 9

Communiqué approved by the Secretary of the Commissaires Panel

21-26 August 2018

Communiqué n° 174 A

## Women Junior 500m Time Trial

Final

Start List / Liste de départ

World Record 33.937 GROS Mathilde (FRA) MONTICHIARI (ITA)

Race distance: 500m (2.5 laps)

Heat	Bib	Name	Team
1	4	VAN ASSCHE Nele	BELGIUM
2	9	JABORNIKOVA Veronika	CZECH REP.
3	7	LENAERS Jade	BELGIUM
4	23	CAPOBIANCHI Giada	ITALY
5	40	SEREMAK Nikola	POLAND
6	29	SAVICIUTE Arune	LITHUANIA
7	17	STEELE Lusia	GREAT BRITAIN
8	42	ANDREEVA Kseniia	RUSSIA
9	28	SUMSKYTE Viktorija	LITHUANIA
10	49	TYSHENKO Yana	RUSSIA

Note: All riders MUST start in the Back straight and Finish on the Home straight

Communiqué approved by the Secretary of the Commissaires Panel \_\_\_\_\_

21-26 August 2018

**Women Junior 500m Time Trial**

Communiqué n° 175

Final

Results / Résultats

World Record 33.937 GROS Mathilde (FRA) MONTICHIARI (ITA)

Race distance: 500m (2.5 laps)

Rank	Bib	Name	Team	100 m	300 m	Time	Speed
1	49	TYSHENKO Yana	RUSSIA	10.353(1)	16.639 06.286(1)	34.632 17.993(1)	51.975 km/h
2	28	SUMSKYTE Viktorija	LITHUANIA	10.358(2)	16.679 06.321(3)	35.106 18.426(3)	51.273 km/h
3	42	ANDREEVA Kseniia	RUSSIA	10.776(6)	17.093 06.317(2)	35.457 18.363(2)	50.765 km/h
4	29	SAVICIUTE Arune	LITHUANIA	10.537(4)	16.963 06.426(4)	35.886 18.923(8)	50.158 km/h
5	17	STEELE Lusia	GREAT BRITAIN	10.506(3)	17.028 06.521(7)	35.901 18.873(5)	50.137 km/h
6	23	CAPOBIANCHI Giada	ITALY	10.664(5)	17.164 06.500(6)	35.919 18.754(4)	50.112 km/h
7	40	SEREMAK Nikola	POLAND	10.912(7)	17.441 06.528(8)	36.326 18.885(7)	49.551 km/h
8	9	JABORNIKOVA Veronika	CZECH REP.	11.019(8)	17.507 06.488(5)	36.382 18.874(6)	49.475 km/h
9	4	VAN ASSCHE Nele	BELGIUM	19.653(10)		39.923 20.269(9)	45.086 km/h
10	7	LENAERS Jade	BELGIUM	12.549(9)	19.599 07.049(9)	40.040 20.441(10)	44.955 km/h

Communiqué approved by the Secretary of the Commissaires Panel \_\_\_\_\_

**Women U23 Points Race**  
**Start List / Liste de départ**

Race distance: 24 km (120 laps sprints every 10 ,12 sprints)

**Starting on the Railing**

<b>Bib</b>	<b>Rider</b>	<b>Team</b>
4	SALAUYEVA Aksana	BELARUS
7	NEUMANOVA Tereza	CZECH REP.
11	FORTIN Valentine	FRANCE
16	STEFFEN Hannah	GERMANY
21	ROBERTS Jessica	GREAT BRITAIN
26	GRIFFIN Mia	IRELAND
32	CAVALLI Marta	ITALY
38	KAZLAUSKAITE Kristina	LITHUANIA

**Starting on the Blueband**

<b>Bib</b>	<b>Rider</b>	<b>Team</b>
42	RAAIJMAKERS Marit	NETHERLANDS
44	GRACZEWSKA Monika	POLAND
53	MARTINS Maria	PORTUGAL
55	KLIMOVA Diana	RUSSIA
59	MEDVEDOVA Tereza	SLOVAKIA
61	FERRERES NAVARRO Isabel	SPAIN
64	METTRAUX Lena	SWITZERLAND
65	KLIACHINA Oksana	UKRAINE

Communiqué approved by the Secretary of the Commissaires Panel

**Women U23 Points Race  
Results / Résultats**

Race distance: 24 km (120 laps)

Race Time:32:54

Rank	Bib	Name	Team	Sprints												Lap Points	Finish Order	Points
				1	2	3	4	5	6	7	8	9	10	11	12			
<b>1</b>	55	KLIMOVA Diana	RUSSIA		5		3			3			3	5		60	5	<b>79</b>
<b>2</b>	4	SALAUYEVA Aksana	BELARUS			2		1	2		2	2			6	60	2	<b>75</b>
<b>3</b>	11	FORTIN Valentine	FRANCE			1	1	5		1			5	2		60	9	<b>75</b>
<b>4</b>	32	CAVALLI Marta	ITALY					3	3	2			2	3		60	7	<b>73</b>
<b>5</b>	53	MARTINS Maria	PORTUGAL		3		2			5				1		60	6	<b>71</b>
<b>6</b>	21	ROBERTS Jessica	GREAT BRITAIN									5		10		40	1	<b>55</b>
<b>7</b>	42	RAAIJMAKERS Marit	NETHERLANDS	2			5					3		4		40	3	<b>54</b>
<b>8</b>	44	GRACZEWSKA Monika	POLAND	3		5					3		1			40	8	<b>52</b>
<b>9</b>	64	METTRAUX Lena	SWITZERLAND		2	3			1		5	1				40	10	<b>52</b>
<b>10</b>	16	STEFFEN Hannah	GERMANY					2								20	12	<b>22</b>
<b>11</b>	65	KLIACHINA Oksana	UKRAINE	5					5					2		0	4	<b>12</b>
<b>12</b>	26	GRIFFIN Mia	IRELAND		1											0	11	<b>1</b>
<b>13</b>	7	NEUMANOVA Tereza	CZECH REP.	1												-20	13	<b>-19</b>
<b>14</b>	59	MEDVEDOVA Tereza	SLOVAKIA							1						-20	14	<b>-19</b>
<b>DNF</b>	38	KAZLAUSKAITE Kristina	LITHUANIA													-40	0	<b>-40</b>
<b>DNF</b>	61	FERRERES NAVARRO Isa	SPAIN													-40	0	<b>-40</b>

Communiqué approved by the Secretary of the Commissaires Panel



21-26 August 2018

Communiqué n° 178

**Men U23 Points Race Final**  
**Start List / Liste de départ**

Race distance: 40 km (200 laps sprints every 10 ,20 sprints)

**Starting on the Railing**

<b>Bib</b>	<b>Rider</b>	<b>Team</b>
51	DONEGA Matteo	ITALY
69	DO REGO PEREIRA Miguel Angelo	PORTUGAL
66	CZUBAK Dawid	POLAND
44	RYAN Fintan	IRELAND
24	SCHMIEDEL Sebastian	GERMANY
11	STIBINGR Matej	CZECH REP.
4	TSIMOSHYK Uladzislau	BELARUS
39	CHRISTAKOS Dimitrios	GREECE
42	OROSZ Gergo	HUNGARY
82	BUADES FERRIOL Marc	SPAIN

**Starting on the Blueband**

<b>Bib</b>	<b>Rider</b>	<b>Team</b>
96	SHEVCHUK Taras	UKRAINE
81	CHREN Martin	SLOVAKIA
5	BOUSSAER Bryan	BELGIUM
30	BOSTOCK Matthew	GREAT BRITAIN
74	SMIRNOV Alexandr	RUSSIA
1	STEPANYAN Edgar	ARMENIA
93	FROIDEVAUX Robin	SWITZERLAND
21	LECAMUS LAMBERT FLORENTIN	FRANCE
56	KOOISTRA Marten	NETHERLANDS
88	JOHANSSON Gustav	SWEDEN

Communiqué approved by the Secretary of the Commissaires Panel

Report printed: 23-08-2018 15:02



[www.veloreults.com](http://www.veloreults.com)

TCT v2 Page 1/1

**ALE**<sup>®</sup>

**vittoria**<sup>®</sup>

UEC Official Suppliers

**Men U23 Points Race Final  
Results / Résultats**

Race distance: 40 km (200 laps)

Race Time:49:44

Rank	Bib	Name	Team	Sprints																				Lap Points	Finish Order	Points
				1	2	3	4	5	6	7	8	9	10	11	12	13	14	15	16	17	18	19	20			
1	1	STEPANYAN Edgar	ARMENIA		1			1	5		5		5		3				3	3	5	5	2	60	4	<b>98</b>
2	51	DONEGA Matteo	ITALY				5		3			5	1	5				3		1	2	1	6	60	2	<b>92</b>
3	5	BOUSSAER Bryan	BELGIUM			5			1	5			3	2	1	3			5		1	3		60	5	<b>89</b>
4	66	CZUBAK Dawid	POLAND				1	5						2	1			5		5				60	11	<b>79</b>
5	56	KOOISTRA Marten	NETHERLANDS	1	3					1	2	2		3			3		2					40	15	<b>57</b>
6	93	FROIDEVAUX Robin	SWITZERLAND	2	2					2		3									3	2		40	6	<b>54</b>
7	44	RYAN Fintan	IRELAND	5							1			1	5									40	14	<b>52</b>
8	69	DO REGO PEREIRA Migu	PORTUGAL		5	2							3				2	5	2					20	12	<b>39</b>
9	74	SMIRNOV Alexandr	RUSSIA									1											10	20	1	<b>31</b>
10	82	BUADES FERRIOL Marc	SPAIN					2							5				1	2				20	7	<b>30</b>
11	96	SHEVCHUK Taras	UKRAINE			3	3	3																20	10	<b>29</b>
12	30	BOSTOCK Matthew	GREAT BRITAIN							2							1						4	20	3	<b>27</b>
13	88	JOHANSSON Gustav	SWEDEN			1	2					3												20	13	<b>26</b>
14	21	LECAMUS LAMBERT FLO	FRANCE	3									2				2							0	17	<b>7</b>
15	24	SCHMIEDEL Sebastian	GERMANY														1							0	16	<b>1</b>
16	4	TSIMOSHYK Uladzislau	BELARUS																					0	8	<b>0</b>
17	39	CHRISTAKOS Dimitrios	GREECE																					0	9	<b>0</b>
DNF	42	OROSZ Gergo	HUNGARY																					-20	0	<b>DNF</b>
DNF	81	CHREN Martin	SLOVAKIA																					-20	0	<b>DNF</b>
DNF	11	STIBINGR Matej	CZECH REP.																					-40	0	<b>DNF</b>

Communiqué approved by the Secretary of the Commissaires Panel \_\_\_\_\_

21-26 August 2018

Communiqué n° 180

**Women U23 Omnium I Scratch Race  
Start List / Liste de départ**

Race distance: 7.6 km (38 laps)

**Starting on the Railing**

No.	Rider	Nation	Team	Class
37	BALEISYTE Olivija	LTU	LITHUANIA	
53	MARTINS Maria	POR	PORTUGAL	
42	RAAIJMAKERS Marit	NED	NETHERLANDS	
59	MEDVEDOVA Tereza	SVK	SLOVAKIA	
14	BRAUSSE Franziska	GER	GERMANY	
8	KOHOUTKOVA Katerina	CZE	CZECH REP.	
26	GRIFFIN Mia	IRL	IRELAND	
58	NOVOLODSKAYA Mariia	RUS	RUSSIA	

**Starting on the Blueband**

No.	Rider	Nation	Team	Class
34	PATERNOSTER Letizia	ITA	ITALY	
10	COPPONI Clara	FRA	FRANCE	
49	PIKULIK Wiktoria	POL	POLAND	
18	BARKER Megan	GBR	GREAT BRITAIN	
60	LARRARTE ARTEAGA Eukene	ESP	SPAIN	
63	ANDRES Michelle	SUI	SWITZERLAND	
66	BIRYUKOVA Julia	UKR	UKRAINE	
2	SAVENKA Karalina	BLR	BELARUS	

Communiqué approved by the Secretary of the Commissaires Panel

Report printed: 24-08-2018 12:56



[www.veloreults.com](http://www.veloreults.com)

TCM v2 Page 1/1

**ALE**

**vittoria**

U E C Official Suppliers

21-26 August 2018

Communiqué n° 181

**Women U23 Omnium I Scratch Race**  
**Results / Résultats**

Race distance: 7.6 km (38 laps)

Elapsed time: 09:58

Average speed: Speed: 45.752 km/h

Rank	Bib	Name	Nation	Team	Laps Down
1	34	PATERNOSTER Letizia	ITA	ITALY	
2	18	BARKER Megan	GBR	GREAT BRITAIN	
3	14	BRAUSSE Franziska	GER	GERMANY	
4	58	NOVOLODSKAYA Mariia	RUS	RUSSIA	
5	53	MARTINS Maria	POR	PORTUGAL	
6	49	PIKULIK Wiktoria	POL	POLAND	
7	37	BALEISYTE Olivija	LTU	LITHUANIA	
8	8	KOHOUTKOVA Katerina	CZE	CZECH REP.	
9	10	COPPONI Clara	FRA	FRANCE	
10	60	LARRARTE ARTEAGA Eukene	ESP	SPAIN	
11	63	ANDRES Michelle	SUI	SWITZERLAND	
12	26	GRIFFIN Mia	IRL	IRELAND	
13	2	SAVENKA Karalina	BLR	BELARUS	
14	42	RAAIJMAKERS Marit	NED	NETHERLANDS	
15	66	BIRYUKOVA Julia	UKR	UKRAINE	
16	59	MEDVEDOVA Tereza	SVK	SLOVAKIA	

Communiqué approved by the Secretary of the Commissaires Panel

Report printed: 25-08-2018 10:13



[www.veloresults.com](http://www.veloresults.com)

TCM v2 Page 1/1

**ALE**<sup>®</sup>

**vittoria**<sup>®</sup>

U E C Official Suppliers

21-26 August 2018

Communiqué n° 182

**Women U23 Omnuim**  
**Results / Résultats**  
After 1 Event

Rank	No.	Name	Team	Scr	Tempo	Elim	Subtotal Points	Points Race										Lap Points	Finish Order	Total
								1	2	3	4	5	6	7	8	9	10			
1	34	PATERNOSTER Letizia	ITALY	40 (1)			40											0		
2	18	BARKER Megan	GREAT BRITAIN	38 (2)			38											0		
3	14	BRAUSSE Franziska	GERMANY	36 (3)			36											0		
4	58	NOVOLODSKAYA Mariia	RUSSIA	34 (4)			34											0		
5	53	MARTINS Maria	PORTUGAL	32 (5)			32											0		
6	49	PIKULIK Wiktoria	POLAND	30 (6)			30											0		
7	37	BALEISYTE Olivija	LITHUANIA	28 (7)			28											0		
8	8	KOHOUTKOVA Katerina	CZECH REP.	26 (8)			26											0		
9	10	COPPONI Clara	FRANCE	24 (9)			24											0		
10	60	LARRARTE ARTEAGA Eukene	SPAIN	22 (10)			22											0		
11	63	ANDRES Michelle	SWITZERLAND	20 (11)			20											0		
12	26	GRIFFIN Mia	IRELAND	18 (12)			18											0		
13	2	SAVENKA Karalina	BELARUS	16 (13)			16											0		
14	42	RAAIJMAKERS Marit	NETHERLANDS	14 (14)			14											0		
15	66	BIRYUKOVA Julia	UKRAINE	12 (15)			12											0		
16	59	MEDVEDOVA Tereza	SLOVAKIA	10 (16)			10											0		

Communiqué approved by the Secretary of the Commissaires Panel

Report printed: 25-08-2018 10:13



www.veloresults.com

TCM v2 Page 1/1



UEC Official Suppliers

**Women U23 Omnium II Tempo**  
Start List / Liste de départ

**Starting on the Railing**

Bib	Rider	Team
34	PATERNOSTER Letizia	ITALY
14	BRAUSSE Franziska	GERMANY
53	MARTINS Maria	PORTUGAL
37	BALEISYTE Olivija	LITHUANIA
10	COPPONI Clara	FRANCE
63	ANDRES Michelle	SWITZERLAND
2	SAVENKA Karalina	BELARUS
66	BIRYUKOVA Julia	UKRAINE

**Starting on the Blueband**

Bib	Rider	Team
18	BARKER Megan	GREAT BRITAIN
58	NOVOLODSKAYA Mariia	RUSSIA
49	PIKULIK Wiktoria	POLAND
8	KOHOUTKOVA Katerina	CZECH REP.
60	LARRARTE ARTEAGA Eukene	SPAIN
26	GRIFFIN Mia	IRELAND
42	RAAIJMAKERS Marit	NETHERLANDS
59	MEDVEDOVA Tereza	SLOVAKIA

Communiqué approved by the Secretary of the Commissaires Panel

**Women U23 Omnium II Tempo**  
**Results / Résultats**

Rank	Bib	Name	Team	Sprints Won	Lap Points	Finish Order	Points
1	53	Maria MARTINS	PORTUGAL	14, 17, 18, 27, 28, 29, 30, 31	20	8	<b>28</b>
2	18	Megan BARKER	GREAT BRITAIN	7, 8, 12, 32, 33	20	4	<b>25</b>
3	34	Letizia PATERNOSTER	ITALY	9, 10, 11	20	3	<b>23</b>
4	66	Julia BIRYUKOVA	UKRAINE	19, 21, 22	20	6	<b>23</b>
5	58	Mariia NOVOLODSKAYA	RUSSIA	15, 16	20	7	<b>22</b>
6	10	Clara COPPONI	FRANCE		20	15	<b>20</b>
7	14	Franziska BRAUSSE	GERMANY	4, 5, 6, 25, 26	0	11	<b>5</b>
8	49	Wiktoria PIKULIK	POLAND	1, 2	0	5	<b>2</b>
9	26	Mia GRIFFIN	IRELAND	23, 24	0	13	<b>2</b>
10	37	Olivija BALEISYTE	LITHUANIA	13, 20	0	14	<b>2</b>
11	42	Marit RAAIJMAKERS	NETHERLANDS	34	0	1	<b>1</b>
12	2	Karalina SAVENKA	BELARUS	3	0	9	<b>1</b>
13	8	Katerina KOHOUTKOVA	CZECH REP.		0	2	<b>0</b>
14	60	Eukene LARRARTE ARTE	SPAIN		0	10	<b>0</b>
15	59	Tereza MEDVEDOVA	SLOVAKIA		0	12	<b>0</b>
16	63	Michelle ANDRES	SWITZERLAND		0	16	<b>0</b>

Communiqué approved by the Secretary of the Commissaires Panel

Report printed: 25-08-2018 11:27

www.veloresults.com

TCM v2

Page 1/1



U E C Official Suppliers

21-26 August 2018

Communiqué n° 185

**Women U23 Omnium**  
**Results / Résultats**  
After 2 Events

Rank	No.	Name	Team	Scr	Tempo	Elim	Subtotal Points	Points Race										Lap Points	Finish Order	Total
								1	2	3	4	5	6	7	8	9	10			
1	18	BARKER Megan	GREAT BRITAIN	38 (2)	38 (2)		76											0		
2	34	PATERNOSTER Letizia	ITALY	40 (1)	36 (3)		76											0		
3	53	MARTINS Maria	PORTUGAL	32 (5)	40 (1)		72											0		
4	58	NOVOLODSKAYA Mariia	RUSSIA	34 (4)	32 (5)		66											0		
5	14	BRAUSSE Franziska	GERMANY	36 (3)	28 (7)		64											0		
6	49	PIKULIK Wiktoria	POLAND	30 (6)	26 (8)		56											0		
7	10	COPPONI Clara	FRANCE	24 (9)	30 (6)		54											0		
8	37	BALEISYTE Olivija	LITHUANIA	28 (7)	22 (10)		50											0		
9	66	BIRYUKOVA Julia	UKRAINE	12 (15)	34 (4)		46											0		
10	26	GRIFFIN Mia	IRELAND	18 (12)	24 (9)		42											0		
11	8	KOHOUTKOVA Katerina	CZECH REP.	26 (8)	16 (13)		42											0		
12	60	LARRARTE ARTEAGA Eukene	SPAIN	22 (10)	14 (14)		36											0		
13	42	RAAIJMAKERS Marit	NETHERLANDS	14 (14)	20 (11)		34											0		
14	2	SAVENKA Karalina	BELARUS	16 (13)	18 (12)		34											0		
15	63	ANDRES Michelle	SWITZERLAND	20 (11)	10 (16)		30											0		
16	59	MEDVEDOVA Tereza	SLOVAKIA	10 (16)	12 (15)		22											0		

Communiqué approved by the Secretary of the Commissaires Panel

Report printed: 25-08-2018 11:28



www.veloresults.com

TCM v2 Page 1/1



UEC Official Suppliers



21-26 August 2018

Communiqué n° 186

**Women U23 Omnium Elimination**  
Start List / Liste de départ

**Starting on the Railing**

No.	Rider	Nation	Team	Class
18	BARKER Megan	GBR	GREAT BRITAIN	
53	MARTINS Maria	POR	PORTUGAL	
14	BRAUSSE Franziska	GER	GERMANY	
10	COPPONI Clara	FRA	FRANCE	
66	BIRYUKOVA Julia	UKR	UKRAINE	
8	KOHOUTKOVA Katerina	CZE	CZECH REP.	
42	RAAIJMAKERS Marit	NED	NETHERLANDS	
63	ANDRES Michelle	SUI	SWITZERLAND	

**Starting on the Blueband**

No.	Rider	Nation	Team	Class
34	PATERNOSTER Letizia	ITA	ITALY	
58	NOVOLODSKAYA Mariia	RUS	RUSSIA	
49	PIKULIK Wiktoria	POL	POLAND	
37	BALEISYTE Olivija	LTU	LITHUANIA	
26	GRIFFIN Mia	IRL	IRELAND	
60	LARRARTE ARTEAGA Eukene	ESP	SPAIN	
2	SAVENKA Karalina	BLR	BELARUS	
59	MEDVEDOVA Tereza	SVK	SLOVAKIA	

Communiqué approved by the Secretary of the Commissaires Panel

Report printed: 25-08-2018 12:20



[www.veloreults.com](http://www.veloreults.com)

TCM v2 Page 1/1

**ALE**<sup>®</sup>

**vittoria**<sup>®</sup>

U E C Official Suppliers

21-26 August 2018

Communiqué n° 187

**Women U23 Omnium Elimination**  
**Results / Résultats**

Rank	Bib	Name	Nation	Team	Laps Down
1	34	PATERNOSTER Letizia	ITA	ITALY	
2	10	COPPONI Clara	FRA	FRANCE	
3	53	MARTINS Maria	POR	PORTUGAL	
4	37	BALEISYTE Olivija	LTU	LITHUANIA	
5	58	NOVOLODSKAYA Mariia	RUS	RUSSIA	
6	49	PIKULIK Wiktoria	POL	POLAND	
7	18	BARKER Megan	GBR	GREAT BRITAIN	
8	8	KOHOUTKOVA Katerina	CZE	CZECH REP.	
9	63	ANDRES Michelle	SUI	SWITZERLAND	
10	14	BRAUSSE Franziska	GER	GERMANY	
11	59	MEDVEDOVA Tereza	SVK	SLOVAKIA	
12	60	LARRARTE ARTEAGA Eukene	ESP	SPAIN	
13	42	RAAIJMAKERS Marit	NED	NETHERLANDS	
14	2	SAVENKA Karalina	BLR	BELARUS	
15	26	GRIFFIN Mia	IRL	IRELAND	
16	66	BIRYUKOVA Julia	UKR	UKRAINE	

Communiqué approved by the Secretary of the Commissaires Panel

Report printed: 25-08-2018 16:09



[www.veloresults.com](http://www.veloresults.com)

TCM v2 Page 1/1

**ALE**<sup>®</sup>

**vittoria**<sup>®</sup>

U E C Official Suppliers

21-26 August 2018

Communiqué n° 188

**Women U23 Omnuim**  
**Results / Résultats**  
After 3 Events

Rank	No.	Name	Team	Scr	Tempo	Elim	Subtotal Points	Points Race										Lap Points	Finish Order	Total
								1	2	3	4	5	6	7	8	9	10			
1	34	PATERNOSTER Letizia	ITALY	40 (1)	36 (3)	40 (1)	116											0		
2	53	MARTINS Maria	PORTUGAL	32 (5)	40 (1)	36 (3)	108											0		
3	18	BARKER Megan	GREAT BRITAIN	38 (2)	38 (2)	28 (7)	104											0		
4	58	NOVOLODSKAYA Mariia	RUSSIA	34 (4)	32 (5)	32 (5)	98											0		
5	10	COPPONI Clara	FRANCE	24 (9)	30 (6)	38 (2)	92											0		
6	49	PIKULIK Wiktoria	POLAND	30 (6)	26 (8)	30 (6)	86											0		
7	14	BRAUSSE Franziska	GERMANY	36 (3)	28 (7)	22 (10)	86											0		
8	37	BALEISYTE Olivija	LITHUANIA	28 (7)	22 (10)	34 (4)	84											0		
9	8	KOHOUTKOVA Katerina	CZECH REP.	26 (8)	16 (13)	26 (8)	68											0		
10	66	BIRYUKOVA Julia	UKRAINE	12 (15)	34 (4)	10 (16)	56											0		
11	63	ANDRES Michelle	SWITZERLAND	20 (11)	10 (16)	24 (9)	54											0		
12	60	LARRARTE ARTEAGA Eukene	SPAIN	22 (10)	14 (14)	18 (12)	54											0		
13	26	GRIFFIN Mia	IRELAND	18 (12)	24 (9)	12 (15)	54											0		
14	42	RAAIJMAKERS Marit	NETHERLANDS	14 (14)	20 (11)	16 (13)	50											0		
15	2	SAVENKA Karalina	BELARUS	16 (13)	18 (12)	14 (14)	48											0		
16	59	MEDVEDOVA Tereza	SLOVAKIA	10 (16)	12 (15)	20 (11)	42											0		

Communiqué approved by the Secretary of the Commissaires Panel

Report printed: 25-08-2018 16:10



www.veloresults.com

TCM v2 Page 1/1



UEC Official Suppliers

**Women U23 Omnium IV Points Race**  
**Start List / Liste de départ**

Race distance: 20km (100 laps sprints every 10 ,10 sprints)

<b>Starting on the Railing</b>			
<b>Bib</b>	<b>Rider</b>	<b>Team</b>	<b>Omnium Pts</b>
34	PATERNOSTER Letizia	ITALY	116
18	BARKER Megan	GREAT BRITAIN	104
10	COPPONI Clara	FRANCE	92
14	BRAUSSE Franziska	GERMANY	86
8	KOHOUTKOVA Katerina	CZECH REP.	68
63	ANDRES Michelle	SWITZERLAND	54
26	GRIFFIN Mia	IRELAND	54
2	SAVENKA Karalina	BELARUS	48

<b>Starting on the Blueband</b>			
<b>Bib</b>	<b>Rider</b>	<b>Team</b>	<b>Omnium Pts</b>
53	MARTINS Maria	PORTUGAL	108
58	NOVOLODSKAYA Mariia	RUSSIA	98
49	PIKULIK Wiktoria	POLAND	86
37	BALEISYTE Olivija	LITHUANIA	84
66	BIRYUKOVA Julia	UKRAINE	56
60	LARRARTE ARTEAGA Eukene	SPAIN	54
42	RAAIJMAKERS Marit	NETHERLANDS	50
59	MEDVEDOVA Tereza	SLOVAKIA	42

Communiqué approved by the Secretary of the Commissaires Panel

**Women U23 Omnium**  
**Results / Résultats**  
Final

Rank	No.	Name	Team	Scr	Tempo	Elim	Subtotal Points	Points Race										Lap Points	Finish Order	Total
								1	2	3	4	5	6	7	8	9	10			
1	34	PATERNOSTER Letizia	ITALY	40 (1)	36 (3)	40 (1)	116	2	3	5		3	5				2	0	4	136
2	14	BRAUSSE Franziska	GERMANY	36 (3)	28 (7)	22 (10)	86			5			1				40	15		132
3	18	BARKER Megan	GREAT BRITAIN	38 (2)	38 (2)	28 (7)	104		5	2			2	3		3	10	0	1	129
4	53	MARTINS Maria	PORTUGAL	32 (5)	40 (1)	36 (3)	108	5					3	1	2	4	0	3		123
5	58	NOVOLODSKAYA Mariia	RUSSIA	34 (4)	32 (5)	32 (5)	98	3		3	1	5	2		1	6	0	2		119
6	49	PIKULIK Wiktoria	POLAND	30 (6)	26 (8)	30 (6)	86			2	2					5	20	8		115
7	37	BALEISYTE Olivija	LITHUANIA	28 (7)	22 (10)	34 (4)	84		2				1		5		20	9		112
8	66	BIRYUKOVA Julia	UKRAINE	12 (15)	34 (4)	10 (16)	56				3				3		40	13		102
9	10	COPPONI Clara	FRANCE	24 (9)	30 (6)	38 (2)	92		1			1					0	7		94
10	8	KOHOUTKOVA Katerina	CZECH REP.	26 (8)	16 (13)	26 (8)	68										0	10		68
11	59	MEDVEDOVA Tereza	SLOVAKIA	10 (16)	12 (15)	20 (11)	42								2		20	12		64
12	26	GRIFFIN Mia	IRELAND	18 (12)	24 (9)	12 (15)	54			1							0	5		55
13	63	ANDRES Michelle	SWITZERLAND	20 (11)	10 (16)	24 (9)	54	1									0	14		55
14	60	LARRARTE ARTEAGA Eukene	SPAIN	22 (10)	14 (14)	18 (12)	54										0	6		54
15	2	SAVENKA Karalina	BELARUS	16 (13)	18 (12)	14 (14)	48						5				0	11		53
16	42	RAAIJMAKERS Marit	NETHERLANDS	14 (14)	20 (11)	16 (13)											0	0		DNF

Communiqué approved by the Secretary of the Commissaires Panel

21-26 August 2018

Communiqué n° 192 A

**Men U23 Omnium I Scratch Race**  
Start List / Liste de départ

Race distance: 10 km (50 laps)

**Starting on the Railing**

No.	Rider	Nation	Team	Class
34	HAYTER Ethan	GBR	GREAT BRITAIN	
49	MORO Stefano	ITA	ITALY	
3	KARALIOK Yauheni	BLR	BELARUS	
81	CHREN Martin	SVK	SLOVAKIA	
97	SHCHERBAN Vladyslav	UKR	UKRAINE	
60	SLAWEK Damian	POL	POLAND	
58	OTTEVANGER Bas	NED	NETHERLANDS	
95	VOGEL Alex	SUI	SWITZERLAND	
15	BABOR Daniel	CZE	CZECH REP.	
82	BUADES FERRIOL Marc	ESP	SPAIN	

**Starting on the Blueband**

No.	Rider	Nation	Team	Class
6	GHYS Robbe	BEL	BELGIUM	
69	DO REGO PEREIRA Miguel Angelo	POR	PORTUGAL	
25	MALCHAREK Moritz	GER	GERMANY	
72	ROSTOVTSSEV Sergei	RUS	RUSSIA	
45	MURPHY Jb	IRL	IRELAND	
2	RITZINGER Felix	AUT	AUSTRIA	
40	FILUTAS Viktor	HUN	HUNGARY	
39	CHRISTAKOS Dimitrios	GRE	GREECE	
20	TABELLION Valentin	FRA	FRANCE	
88	JOHANSSON Gustav	SWE	SWEDEN	

Communiqué approved by the Secretary of the Commissaires Panel

Report printed: 25-08-2018 09:11



[www.veloreults.com](http://www.veloreults.com)

TCM v2 Page 1/1

**ALE**<sup>®</sup>

**vittoria**<sup>®</sup>

UEC Official Suppliers

21-26 August 2018

Communiqué n° 193

**Men U23 Omnium I Scratch Race  
Results / Résultats**

Race distance: 10 km (50 laps)

Elapsed time: 11:02

Average speed: Speed: 54.38 km/h

Rank	Bib	Name	Nation	Team	Laps Down
1	58	OTTEVANGER Bas	NED	NETHERLANDS	
2	34	HAYTER Ethan	GBR	GREAT BRITAIN	
3	6	GHYS Robbe	BEL	BELGIUM	
4	20	TABELLION Valentin	FRA	FRANCE	
5	60	SLAWEK Damian	POL	POLAND	-1
6	95	VOGEL Alex	SUI	SWITZERLAND	-1
7	25	MALCHAREK Moritz	GER	GERMANY	-1
8	40	FILUTAS Viktor	HUN	HUNGARY	-1
9	3	KARALIOK Yauheni	BLR	BELARUS	-1
10	49	MORO Stefano	ITA	ITALY	-1
11	72	ROSTOVTSEV Sergei	RUS	RUSSIA	-1
12	88	JOHANSSON Gustav	SWE	SWEDEN	-1
13	97	SHCHERBAN Vladyslav	UKR	UKRAINE	-1
14	82	BUADES FERRIOL Marc	ESP	SPAIN	-1
15	45	MURPHY Jb	IRL	IRELAND	-1
16	39	CHRISTAKOS Dimitrios	GRE	GREECE	-1
17	69	DO REGO PEREIRA Miguel Angelo	POR	PORTUGAL	-1
18	15	BABOR Daniel	CZE	CZECH REP.	-1
19	81	CHREN Martin	SVK	SLOVAKIA	-1
	2	RITZINGER Felix	AUT	AUSTRIA	-1 DNF

Communiqué approved by the Secretary of the Commissaires Panel

Report printed: 25-08-2018 10:39



[www.veloresults.com](http://www.veloresults.com)

TCM v2 Page 1/1

**ALE**

**vittoria**

U E C Official Suppliers

**Men U23 Omnium**  
**Results / Résultats**  
After 1 Event

Rank	No.	Name	Team	Scratch	Tempo	Elim	Subtotal Points	Points Race												Lap Points	Finish Order	Total
								1	2	3	4	5	6	7	8	9	10	11	12			
1	58	OTTEVANGER Bas	NETHERLANDS	40 (1)			40												0			
2	34	HAYTER Ethan	GREAT BRITAIN	38 (2)			38												0			
3	6	GHYS Robbe	BELGIUM	36 (3)			36												0			
4	20	TABELLION Valentin	FRANCE	34 (4)			34												0			
5	60	SLAWEK Damian	POLAND	32 (5)			32												0			
6	95	VOGEL Alex	SWITZERLAND	30 (6)			30												0			
7	25	MALCHAREK Moritz	GERMANY	28 (7)			28												0			
8	40	FILUTAS Viktor	HUNGARY	26 (8)			26												0			
9	3	KARALIOK Yauheni	BELARUS	24 (9)			24												0			
10	49	MORO Stefano	ITALY	22 (10)			22												0			
11	72	ROSTOVTSEV Sergei	RUSSIA	20 (11)			20												0			
12	88	JOHANSSON Gustav	SWEDEN	18 (12)			18												0			
13	97	SHCHERBAN Vladyslav	UKRAINE	16 (13)			16												0			
14	82	BUADES FERRIOL Marc	SPAIN	14 (14)			14												0			
15	45	MURPHY Jb	IRELAND	12 (15)			12												0			
16	39	CHRISTAKOS Dimitrios	GREECE	10 (16)			10												0			
17	69	DO REGO PEREIRA Miguel Angelo	PORTUGAL	8 (17)			8												0			
18	15	BABOR Daniel	CZECH REP.	6 (18)			6												0			
19	81	CHREN Martin	SLOVAKIA	4 (19)			4												0			
	2	RITZINGER Felix	AUSTRIA	0 (99)	DNF	DNF													0			

Communiqué approved by the Secretary of the Commissaires Panel



21-26 August 2018

Communiqué n° 195

**Men U23 Omnium II Tempo**  
**Start List / Liste de départ**

**Starting on the Railing**

<b>Bib</b>	<b>Rider</b>	<b>Team</b>
58	OTTEVANGER Bas	NETHERLANDS
6	GHYS Robbe	BELGIUM
60	SLAWEK Damian	POLAND
25	MALCHAREK Moritz	GERMANY
3	KARALIOK Yauheni	BELARUS
72	ROSTOVTSEV Sergei	RUSSIA
97	SHCHERBAN Vladyslav	UKRAINE
45	MURPHY Jb	IRELAND
69	DO REGO PEREIRA Miguel Angelo	PORTUGAL
81	CHREN Martin	SLOVAKIA

**Starting on the Blueband**

<b>Bib</b>	<b>Rider</b>	<b>Team</b>
34	HAYTER Ethan	GREAT BRITAIN
20	TABELLION Valentin	FRANCE
95	VOGEL Alex	SWITZERLAND
40	FILUTAS Viktor	HUNGARY
49	MORO Stefano	ITALY
88	JOHANSSON Gustav	SWEDEN
82	BUADES FERRIOL Marc	SPAIN
39	CHRISTAKOS Dimitrios	GREECE
15	BABOR Daniel	CZECH REP.

Communiqué approved by the Secretary of the Commissaires Panel

Report printed: 25-08-2018 10:40



[www.veloreults.com](http://www.veloreults.com)

TCT v2 Page 1/1

**Men U23 Omnium II Tempo**  
**Results / Résultats**

Rank	Bib	Name	Team	Sprints Won	Lap Points	Finish Order	Points
1	60	Damian SLAWEK	POLAND	2, 3, 4, 5, 6, 7, 8, 9, 10, 11, 12, 13, 14, 15, 36	40	10	<b>55</b>
2	34	Ethan HAYTER	GREAT BRITAIN	22, 23, 25, 28, 31, 43, 44	40	17	<b>47</b>
3	6	Robbe GHYS	BELGIUM	26, 29, 32, 33, 41, 42	20	5	<b>26</b>
4	25	Moritz MALCHAREK	GERMANY	24, 27, 30	20	6	<b>23</b>
5	69	Miguel Angelo DO REGO	PORTUGAL	35, 38, 40	20	16	<b>23</b>
6	15	Daniel BABOR	CZECH REP.	1, 34	20	14	<b>22</b>
7	3	Yauheni KARALIOK	BELARUS	39	20	4	<b>21</b>
8	95	Alex VOGEL	SWITZERLAND	37	20	18	<b>21</b>
9	45	Jb MURPHY	IRELAND	18, 19, 20, 21	0	9	<b>4</b>
10	72	Sergei ROSTOVTSEV	RUSSIA	45, 46	0	1	<b>2</b>
11	82	Marc BUADES FERRIOL	SPAIN	17	0	7	<b>1</b>
12	97	Vladyslav SHCHERBAN	UKRAINE	16	0	15	<b>1</b>
13	81	Martin CHREN	SLOVAKIA		0	2	<b>0</b>
14	20	Valentin TABELLION	FRANCE		0	3	<b>0</b>
15	49	Stefano MORO	ITALY		0	8	<b>0</b>
16	88	Gustav JOHANSSON	SWEDEN		0	11	<b>0</b>
17	40	Viktor FILUTAS	HUNGARY		0	12	<b>0</b>
18	39	Dimitrios CHRISTAKOS	GREECE		0	13	<b>0</b>
19	58	Bas OTTEVANGER	NETHERLANDS		0	19	<b>0</b>

Communiqué approved by the Secretary of the Commissaires Panel

**Men U23 Omnium**  
**Results / Résultats**  
After 2 Events

Rank	No.	Name	Team	Scratch	Tempo	Elim	Subtotal Points	Points Race												Lap Points	Finish Order	Total
								1	2	3	4	5	6	7	8	9	10	11	12			
1	34	HAYTER Ethan	GREAT BRITAIN	38 (2)	38 (2)		76												0			
2	60	SLAWEK Damian	POLAND	32 (5)	40 (1)		72												0			
3	6	GHYS Robbe	BELGIUM	36 (3)	36 (3)		72												0			
4	25	MALCHAREK Moritz	GERMANY	28 (7)	34 (4)		62												0			
5	95	VOGEL Alex	SWITZERLAND	30 (6)	26 (8)		56												0			
6	3	KARALIOK Yauheni	BELARUS	24 (9)	28 (7)		52												0			
7	20	TABELLION Valentin	FRANCE	34 (4)	14 (14)		48												0			
8	58	OTTEVANGER Bas	NETHERLANDS	40 (1)	4 (19)		44												0			
9	72	ROSTOVTSEV Sergei	RUSSIA	20 (11)	22 (10)		42												0			
10	69	DO REGO PEREIRA Miguel Angelo	PORTUGAL	8 (17)	32 (5)		40												0			
11	15	BABOR Daniel	CZECH REP.	6 (18)	30 (6)		36												0			
12	45	MURPHY Jb	IRELAND	12 (15)	24 (9)		36												0			
13	82	BUADES FERRIOL Marc	SPAIN	14 (14)	20 (11)		34												0			
14	97	SHCHERBAN Vladyslav	UKRAINE	16 (13)	18 (12)		34												0			
15	49	MORO Stefano	ITALY	22 (10)	12 (15)		34												0			
16	40	FILUTAS Viktor	HUNGARY	26 (8)	8 (17)		34												0			
17	88	JOHANSSON Gustav	SWEDEN	18 (12)	10 (16)		28												0			
18	81	CHREN Martin	SLOVAKIA	4 (19)	16 (13)		20												0			
19	39	CHRISTAKOS Dimitrios	GREECE	10 (16)	6 (18)		16												0			
20	2	RITZINGER Felix	AUSTRIA	0 (99)	DNF	DNF													0			

Communiqué approved by the Secretary of the Commissaires Panel

21-26 August 2018

Communiqué n° 198

**Men U23 Omnium III Elimination  
Start List / Liste de départ**

**Starting on the Railing**

No.	Rider	Nation	Team	Class
34	HAYTER Ethan	GBR	GREAT BRITAIN	
6	GHYS Robbe	BEL	BELGIUM	
95	VOGEL Alex	SUI	SWITZERLAND	
20	TABELLION Valentin	FRA	FRANCE	
72	ROSTOVTSEV Sergei	RUS	RUSSIA	
15	BABOR Daniel	CZE	CZECH REP.	
82	BUADES FERRIOL Marc	ESP	SPAIN	
49	MORO Stefano	ITA	ITALY	
88	JOHANSSON Gustav	SWE	SWEDEN	
39	CHRISTAKOS Dimitrios	GRE	GREECE	

**Starting on the Blueband**

No.	Rider	Nation	Team	Class
60	SLAWEK Damian	POL	POLAND	
25	MALCHAREK Moritz	GER	GERMANY	
3	KARALIOK Yauheni	BLR	BELARUS	
58	OTTEVANGER Bas	NED	NETHERLANDS	
69	DO REGO PEREIRA Miguel Angelo	POR	PORTUGAL	
45	MURPHY Jb	IRL	IRELAND	
97	SHCHERBAN Vladyslav	UKR	UKRAINE	
40	FILUTAS Viktor	HUN	HUNGARY	
81	CHREN Martin	SVK	SLOVAKIA	
2	RITZINGER Felix	AUT	AUSTRIA	

Communiqué approved by the Secretary of the Commissaires Panel

Report printed: 25-08-2018 12:16



[www.veloreults.com](http://www.veloreults.com)

TCM v2 Page 1/1

**ALE**<sup>®</sup>

**vittoria**<sup>®</sup>

U E C Official Suppliers

21-26 August 2018

Communiqué n° 199

**Men U23 Omnium III Elimination**  
**Results / Résultats**

Race distance: 0 km (0 laps)

Elapsed time:

Average Speed:

Rank	Bib	Name	Nation	Team	Laps Down
1	34	HAYTER Ethan	GBR	GREAT BRITAIN	
2	72	W ROSTOVTSSEV Sergei	RUS	RUSSIA	
3	25	MALCHAREK Moritz	GER	GERMANY	
4	82	BUADES FERRIOL Marc	ESP	SPAIN	
5	45	W MURPHY Jb	IRL	IRELAND	
6	49	MORO Stefano	ITA	ITALY	
7	20	TABELLION Valentin	FRA	FRANCE	
8	58	OTTEVANGER Bas	NED	NETHERLANDS	
9	95	VOGEL Alex	SUI	SWITZERLAND	
10	15	BABOR Daniel	CZE	CZECH REP.	
11	69	DO REGO PEREIRA Miguel Angelo	POR	PORTUGAL	
12	40	FILUTAS Viktor	HUN	HUNGARY	
13	6	GHYS Robbe	BEL	BELGIUM	
14	97	SHCHERBAN Vladyslav	UKR	UKRAINE	
15	60	SLAWEK Damian	POL	POLAND	
16	88	JOHANSSON Gustav	SWE	SWEDEN	
17	3	KARALIOK Yauheni	BLR	BELARUS	
18	39	CHRISTAKOS Dimitrios	GRE	GREECE	
19	81	CHREN Martin	SVK	SLOVAKIA	
	2	RITZINGER Felix	AUT	AUSTRIA	DNS

Elimination to rider 97 SHCHERBAN Vladyslav (UKR) for dangerous riding during the race in sprint 6.

Warning to rider: 72 ROSTOVTEV Sergei (RUS) and 45 MURPHY Jb (IRL) for dangerous riding during the race.

Communiqué approved by the Secretary of the Commissaires Panel \_\_\_\_\_

**Men U23 Omnium**  
**Results / Résultats**  
After 3 Events

Rank	No.	Name	Team	Scratch	Tempo	Elim	Subtotal Points	Points Race												Lap Points	Finish Order	Total
								1	2	3	4	5	6	7	8	9	10	11	12			
1	34	HAYTER Ethan	GREAT BRITAIN	38 (2)	38 (2)	40 (1)	116												0			
2	25	MALCHAREK Moritz	GERMANY	28 (7)	34 (4)	36 (3)	98												0			
3	6	GHYS Robbe	BELGIUM	36 (3)	36 (3)	16 (13)	88												0			
4	60	SLAWEK Damian	POLAND	32 (5)	40 (1)	12 (15)	84												0			
5	72	W ROSTOVTSEV Sergei	RUSSIA	20 (11)	22 (10)	38 (2)	80												0			
6	95	VOGEL Alex	SWITZERLAND	30 (6)	26 (8)	24 (9)	80												0			
7	20	TABELLION Valentin	FRANCE	34 (4)	14 (14)	28 (7)	76												0			
8	58	OTTEVANGER Bas	NETHERLANDS	40 (1)	4 (19)	26 (8)	70												0			
9	82	BUADES FERRIOL Marc	SPAIN	14 (14)	20 (11)	34 (4)	68												0			
10	45	W MURPHY Jb	IRELAND	12 (15)	24 (9)	32 (5)	68												0			
11	49	MORO Stefano	ITALY	22 (10)	12 (15)	30 (6)	64												0			
12	69	DO REGO PEREIRA Miguel Angelo	PORTUGAL	8 (17)	32 (5)	20 (11)	60												0			
13	3	KARALIOK Yauheni	BELARUS	24 (9)	28 (7)	8 (17)	60												0			
14	15	BABOR Daniel	CZECH REP.	6 (18)	30 (6)	22 (10)	58												0			
15	40	FILUTAS Viktor	HUNGARY	26 (8)	8 (17)	18 (12)	52												0			
16	97	SHCHERBAN Vladyslav	UKRAINE	16 (13)	18 (12)	14 (14)	48												0			
17	88	JOHANSSON Gustav	SWEDEN	18 (12)	10 (16)	10 (16)	38												0			
18	81	CHREN Martin	SLOVAKIA	4 (19)	16 (13)	4 (19)	24												0			
19	39	CHRISTAKOS Dimitrios	GREECE	10 (16)	6 (18)	6 (18)	22												0			
20	2	RITZINGER Felix	AUSTRIA	0 (99)	DNF	DNF													0			

Communiqué approved by the Secretary of the Commissaires Panel

21-26 August 2018

Communiqué n° 201

**Men U23 Omnium Points Race**  
**Start List / Liste de départ**

Race distance: 25 km (120 laps sprints every 10 ,12 sprints)

**Starting on the Railing**

<b>Bib</b>	<b>Rider</b>	<b>Team</b>
34	HAYTER Ethan	GREAT BRITAIN
6	GHYS Robbe	BELGIUM
72	W ROSTOVTSSEV Sergei	RUSSIA
20	TABELLION Valentin	FRANCE
82	BUADES FERRIOL Marc	SPAIN
49	MORO Stefano	ITALY
3	KARALIOK Yauheni	BELARUS
40	FILUTAS Viktor	HUNGARY
88	JOHANSSON Gustav	SWEDEN
39	CHRISTAKOS Dimitrios	GREECE

**Starting on the Blueband**

<b>Bib</b>	<b>Rider</b>	<b>Team</b>
25	MALCHAREK Moritz	GERMANY
60	SLAWEK Damian	POLAND
95	VOGEL Alex	SWITZERLAND
58	OTTEVANGER Bas	NETHERLANDS
45	W MURPHY Jb	IRELAND
69	DO REGO PEREIRA Miguel Angelo	PORTUGAL
15	BABOR Daniel	CZECH REP.
97	SHCHERBAN Vladyslav	UKRAINE
81	CHREN Martin	SLOVAKIA

Communiqué approved by the Secretary of the Commissaires Panel

Report printed: 25-08-2018 16:48



[www.veloresults.com](http://www.veloresults.com)

TCT v2 Page 1/1

**ALE**<sup>®</sup>

**vittoria**<sup>®</sup>

UEC Official Suppliers

21-26 August 2018

Communiqué n° 202

**Men U23 Omnium**  
**Results / Résultats**  
Final Results

Rank	No.	Name	Team	Scratch	Tempo	Elim	Subtotal Points	Points Race												Lap Points	Finish Order	Total
								1	2	3	4	5	6	7	8	9	10	11	12			
1	34	HAYTER Ethan	GREAT BRITAIN	38 (2)	38 (2)	40 (1)	116	1	5	5	5	1	3	5	2	2	2	2	6	20	2	175
2	25	MALCHAREK Moritz	GERMANY	28 (7)	34 (4)	36 (3)	98			3				3						20	13	124
3	72	W ROSTOVTSEV Sergei	RUSSIA	20 (11)	22 (10)	38 (2)	80			1		2	5			5		5	4	0	3	102
4	60	SLAWEK Damian	POLAND	32 (5)	40 (1)	12 (15)	84	3		2	2	3	1					1		0	5	96
5	3	KARALIOK Yauheni	BELARUS	24 (9)	28 (7)	8 (17)	60							2		1	5			20	14	88
6	95	VOGEL Alex	SWITZERLAND	30 (6)	26 (8)	24 (9)	80	2										3	2	0	4	87
7	20	TABELLION Valentin	FRANCE	34 (4)	14 (14)	28 (7)	76		3								3			0	9	82
8	82	BUADES FERRIOL Marc	SPAIN	14 (14)	20 (11)	34 (4)	68		2		3				3	3				0	11	79
9	45	W MURPHY Jb	IRELAND	12 (15)	24 (9)	32 (5)	68						2	1	1					0	6	72
10	58	OTTEVANGER Bas	NETHERLANDS	40 (1)	4 (19)	26 (8)	70		1											0	18	71
11	69	DO REGO PEREIRA Miguel Angelo	PORTUGAL	8 (17)	32 (5)	20 (11)	60				1				5					0	15	66
12	49	MORO Stefano	ITALY	22 (10)	12 (15)	30 (6)	64													0	17	64
13	15	BABOR Daniel	CZECH REP.	6 (18)	30 (6)	22 (10)	58					5								0	7	63
14	97	SHCHERBAN Vladyslav	UKRAINE	16 (13)	18 (12)	14 (14)	48												10	0	1	58
15	40	FILUTAS Viktor	HUNGARY	26 (8)	8 (17)	18 (12)	52	5								1				0	8	58
16	88	JOHANSSON Gustav	SWEDEN	18 (12)	10 (16)	10 (16)	38													0	16	38
17	81	CHREN Martin	SLOVAKIA	4 (19)	16 (13)	4 (19)	24													-20	12	4
18	39	CHRISTAKOS Dimitrios	GREECE	10 (16)	6 (18)	6 (18)	22													-20	10	2
19	2	RITZINGER Felix	AUSTRIA	0 (99)	DNF	DNF														0	0	DNF
20	6	GHYS Robbe	BELGIUM	36 (3)	36 (3)	16 (13)														0	0	DNS

Race Time:28:05 Speed: 51.275 km/h

Warning to rider: 60 SLAWEK Damian (POL) for dangerous riding during the race.

Communiqué approved by the Secretary of the Commissaires Panel \_\_\_\_\_



21-26 August 2018

Communiqué n° 204

**Women Junior Keirin  
Round 1**

**Start List / Liste de départ**

Race distance: 6 laps

**Heat 1**

No.	Rider	Nation	Team
34	PETRI Paulina	POL	POLAND
9	JABORNIKOVA Veronika	CZE	CZECH REP.
23	CAPOBIANCHI Giada	ITA	ITALY
29	SAVICIUTE Arune	LTU	LITHUANIA
49	TYSHENKO Yana	RUS	RUSSIA

**Heat 2**

No.	Rider	Nation	Team
36	SIBIAK Nikola	POL	POLAND
17	STEELE Lusia	GBR	GREAT BRITAIN
28	SUMSKYTE Viktorija	LTU	LITHUANIA
48	DOZHDEVA Anna	RUS	RUSSIA

Qualification rule: First 3 riders advance to the 1-6 Final, others to the 7-9 Final

Communiqué approved by the Secretary of the Commissaires Panel \_\_\_\_\_

21-26 August 2018

Communiqué n° 205

**Women Junior Keirin**  
**Results / Résultats**

Race distance: 7 laps

Rank	No.	Rider	Nation	Team
------	-----	-------	--------	------

**Heat 1**

Time: 12.186

Speed: 59.084km/h

1	49	TYSHENKO Yana	RUS	RUSSIA
2	34	PETRI Paulina	POL	POLAND
3	23	CAPOBIANCHI Giada	ITA	ITALY
4	9	JABORNIKOVA Veronika	CZE	CZECH REP.
5	29	SAVICIUTE Arune	LTU	LITHUANIA

**Heat 2**

Time: 12.627

Speed: 57.02km/h

1	48	DOZHDEVA Anna	RUS	RUSSIA
2	36	SIBIAK Nikola	POL	POLAND
3	28	SUMSKYTE Viktorija	LTU	LITHUANIA
4	17	STEELE Lusia	GBR	GREAT BRITAIN

Qualification rule: First 3 riders advance to the 1-6 Final, others to the 7-9 Final

Communiqué approved by the Secretary of the Commissaires Panel \_\_\_\_\_

21-26 August 2018

Communiqué n° 206

**Women Junior Keirin Finals**  
**Start List / Liste de départ**

Race distance: 7 laps

**7-9 final**

No.	Rider	Nation	Team
9	JABORNIKOVA Veronika	CZE	CZECH REP.
29	SAVICIUTE Arune	LTU	LITHUANIA
17	STEELE Lusia	GBR	GREAT BRITAIN

**1-6 Final**

No.	Rider	Nation	Team
49	TYSHENKO Yana	RUS	RUSSIA
34	PETRI Paulina	POL	POLAND
23	CAPOBIANCHI Giada	ITA	ITALY
48	DOZHDEVA Anna	RUS	RUSSIA
36	SIBIAK Nikola	POL	POLAND
28	SUMSKYTE Viktorija	LTU	LITHUANIA

Communiqué approved by the Secretary of the Commissaires Panel

Report printed: 25-08-2018 10:55



[www.veloreults.com](http://www.veloreults.com)

TCM v2 Page 1/1

**ALE**<sup>®</sup>

**vittoria**<sup>®</sup>

U E C O f f i c i a l S u p p l i e r s

21-26 August 2018

Communiqué n° 207

**Women Junior Keirin Finals**  
**Results / Résultats**

Race distance: 7 laps

Rank	No.	Rider	Nation	Team
<b>7-9 final</b>				
				Time: 00.000 Speed: ∞km/h
1	9	JABORNIKOVA Veronika	CZE	CZECH REP.
2	17	STEELE Lusia	GBR	GREAT BRITAIN
3	29	SAVICIUTE Arune	LTU	LITHUANIA
<b>1-6 Final</b>				
				Time: 12.369 Speed: 58.21km/h
1	49	TYSHENKO Yana	RUS	RUSSIA
2	23	CAPOBIANCHI Giada	ITA	ITALY
3	48	DOZHDEVA Anna	RUS	RUSSIA
4	36	SIBIAK Nikola	POL	POLAND
5	34	PETRI Paulina	POL	POLAND
6	28	SUMSKYTE Viktorija	LTU	LITHUANIA

Communiqué approved by the Secretary of the Commissaires Panel

Report printed: 25-08-2018 19:05



www.veloresults.com

TCM v2 Page 1/1

**ALE**<sup>®</sup>

**vittoria**<sup>®</sup>

UEC Official Suppliers

**Men Junior Keirin**  
**Start List / Liste de départ**

Race distance: 6 laps

**Heat 1**

No.	Rider	Nation	Team
12	STASTNY Jakub	CZE	CZECH REP.
35	FIELDING Alistair	GBR	GREAT BRITAIN
32	JAGER Julien	GER	GERMANY
94	DENESENKO Vladyslav	UKR	UKRAINE
81	URRA GARMENDIA Aritz	ESP	SPAIN

**Heat 2**

No.	Rider	Nation	Team
61	LACZKOWSKI Cezary	POL	POLAND
3	HLOVA Aliaksandr	BLR	BELARUS
11	LUXIK Jiri	CZE	CZECH REP.
83	PEREZ DIAZ Alberto	ESP	SPAIN
73	KOMKOV Daniil	RUS	RUSSIA

**Heat 3**

No.	Rider	Nation	Team
5	DESTATSBADER Thibo	BEL	BELGIUM
74	BURLAKOV Danila	RUS	RUSSIA
67	SZTRAUCH Mateusz	POL	POLAND
33	ZILLMER Maarten	GER	GERMANY
55	NAUJOKAITIS Aivaras	LTU	LITHUANIA

**Heat 4**

Bib	Rider	Nation	Team
23	GRENGBO Florian	FRA	FRANCE
39	LIVANOS Konstantinos	GRE	GREECE
56	SERAFINAS Gedvinas	LTU	LITHUANIA
37	COOPER Daniel	GBR	GREAT BRITAIN
21	THICOT Jordy Allan	FRA	FRANCE

Qualification rule: First 2 riders from each heat advance to Semifinals. others to Repechage.

Communiqué approved by the Secretary of the Commissaires Panel

21-26 August 2018

Communiqué n° 209

**Men Junior Keirin**  
**Results / Résultats**

Race distance: 7 laps

Rank	No.	Rider	Nation	Team
<b>Heat 1</b>				
				Time: 10.563 Speed: 68.162km/h
1	12	STASTNY Jakub	CZE	CZECH REP.
2	32	JAGER Julien	GER	GERMANY
3	35	FIELDING Alistair	GBR	GREAT BRITAIN
4	94	DENESENKO Vladyslav	UKR	UKRAINE
5	81	URRA GARMENDIA Aritz	ESP	SPAIN
<b>Heat 2</b>				
				Time: 10.843 Speed: 66.402km/h
1	61	LACZKOWSKI Cezary	POL	POLAND
2	73	KOMKOV Daniil	RUS	RUSSIA
3	3	HLOVA Aliaksandr	BLR	BELARUS
4	83	PEREZ DIAZ Alberto	ESP	SPAIN
5	11	LUXIK Jiri	CZE	CZECH REP.
<b>Heat 3</b>				
				Time: 11.031 Speed: 65.27km/h
1	67	SZTRAUCH Mateusz	POL	POLAND
2	74	BURLAKOV Danila	RUS	RUSSIA
3	5	DESTATSBADER Thibo	BEL	BELGIUM
4	55	NAUJOKAITIS Aivaras	LTU	LITHUANIA
5	33	ZILLMER Maarten	GER	GERMANY
<b>Heat 4</b>				
				Time: 11.117 Speed: 64.765km/h
1	23	GRENGBO Florian	FRA	FRANCE
2	21	THICOT Jordy Allan	FRA	FRANCE
3	56	SERAFINAS Gedvinas	LTU	LITHUANIA
4	37	COOPER Daniel	GBR	GREAT BRITAIN
5	39	LIVANOS Konstantinos	GRE	GREECE

Qualification rule: First 2 riders from each heat advance to Semifinals. others to Repechage.

Communiqué approved by the Secretary of the Commissaires Panel \_\_\_\_\_

**Men Junior Keirin Repechages**  
**Start List / Liste de départ**

Race distance: 7 laps

**Heat 1**

No.	Rider	Nation	Team
35	FIELDING Alistair	GBR	GREAT BRITAIN
3	HLOVA Aliaksandr	BLR	BELARUS
83	PEREZ DIAZ Alberto	ESP	SPAIN
55	NAUJOKAITIS Aivaras	LTU	LITHUANIA
33	ZILLMER Maarten	GER	GERMANY
39	LIVANOS Konstantinos	GRE	GREECE

**Heat 2**

No.	Rider	Nation	Team
94	DENESENKO Vladyslav	UKR	UKRAINE
81	URRA GARMENDIA Aritz	ESP	SPAIN
11	LUXIK Jiri	CZE	CZECH REP.
5	DESTATSBADER Thibo	BEL	BELGIUM
56	SERAFINAS Gedvinas	LTU	LITHUANIA
37	COOPER Daniel	GBR	GREAT BRITAIN

Qualification rule: The first 2 riders of each heat advance to Keirin Semifinals.

Communiqué approved by the Secretary of the Commissaires Panel \_\_\_\_\_

21-26 August 2018

Communiqué n° 211

**Men Junior Keirin Repechages**  
**Results / Résultats**

Race distance: 7 laps

Rank	No.	Rider	Nation	Team
------	-----	-------	--------	------

**Heat 1**

Time: 10.753  
Speed: 66.958km/h

1	33	ZILLMER Maarten	GER	GERMANY
2	3	HLOVA Aliaksandr	BLR	BELARUS
3	83	PEREZ DIAZ Alberto	ESP	SPAIN
4	39	LIVANOS Konstantinos	GRE	GREECE
5	55	NAUJOKAITIS Aivaras	LTU	LITHUANIA
6	35	FIELDING Alistair	GBR	GREAT BRITAIN

**Heat 2**

Time: 10.832  
Speed: 66.469km/h

1	11	LUXIK Jiri	CZE	CZECH REP.
2	5	DESTATSBADER Thibo	BEL	BELGIUM
3	94	DENESENKO Vladyslav	UKR	UKRAINE
4	81	URRA GARMENDIA Aritz	ESP	SPAIN
5	37	COOPER Daniel	GBR	GREAT BRITAIN
6	56	SERAFINAS Gedvinas	LTU	LITHUANIA

Qualification rule: The first 2 riders of each heat advance to Keirin Semifinals.

Communiqué approved by the Secretary of the Commissaires Panel \_\_\_\_\_



**Men Junior Keirin Semifinals**  
**Start List / Liste de départ**

Race distance: 7 laps

**Heat 1**

No.	Rider	Nation	Team
12	STASTNY Jakub	CZE	CZECH REP.
73	KOMKOV Daniil	RUS	RUSSIA
67	SZTRAUCH Mateusz	POL	POLAND
21	THICOT Jordy Allan	FRA	FRANCE
33	ZILLMER Maarten	GER	GERMANY
5	DESTATSBADER Thibo	BEL	BELGIUM

**Heat 2**

No.	Rider	Nation	Team
32	JAGER Julien	GER	GERMANY
61	LACZKOWSKI Cezary	POL	POLAND
74	BURLAKOV Danila	RUS	RUSSIA
23	GRENGBO Florian	FRA	FRANCE
3	HLOVA Aliaksandr	BLR	BELARUS
11	LUXIK Jiri	CZE	CZECH REP.

Qualification rule: Top 3 riders advance to the Final for 1-6, others advance to Final for 7-12

Communiqué approved by the Secretary of the Commissaires Panel \_\_\_\_\_

21-26 August 2018

Communiqué n° 213

**Men Junior Keirin Semifinals**  
**Results / Résultats**

Race distance: 7 laps

Rank	No.	Rider	Nation	Team
------	-----	-------	--------	------

**Heat 1**

Time: 10.866

Speed: 66.261km/h

1	12	STASTNY Jakub	CZE	CZECH REP.
2	67	SZTRAUCH Mateusz	POL	POLAND
3	5	DESTATSBADER Thibo	BEL	BELGIUM
4	21	THICOT Jordy Allan	FRA	FRANCE
5	73	KOMKOV Daniil	RUS	RUSSIA
6	33	ZILLMER Maarten	GER	GERMANY

**Heat 2**

Time: 10.699

Speed: 67.296km/h

1	23	GRENGBO Florian	FRA	FRANCE
2	61	LACZKOWSKI Cezary	POL	POLAND
3	32	JAGER Julien	GER	GERMANY
4	3	HLOVA Aliaksandr	BLR	BELARUS
5	11	LUXIK Jiri	CZE	CZECH REP.
6	74	BURLAKOV Danila	RUS	RUSSIA

Qualification rule: Top 3 riders advance to the Final for 1-6, others advance to Final for 7-12

Communiqué approved by the Secretary of the Commissaires Panel \_\_\_\_\_

**Men Junior Keirin finals**  
**Start List / Liste de départ**

Race distance: 7 laps

**Final for 7-12**

No.	Rider	Nation	Team
21	THICOT Jordy Allan	FRA	FRANCE
73	KOMKOV Daniil	RUS	RUSSIA
33	ZILLMER Maarten	GER	GERMANY
3	HLOVA Aliaksandr	BLR	BELARUS
11	LUXIK Jiri	CZE	CZECH REP.
74	BURLAKOV Danila	RUS	RUSSIA

**Final for 1-6**

No.	Rider	Nation	Team
12	STASTNY Jakub	CZE	CZECH REP.
67	SZTRAUCH Mateusz	POL	POLAND
5	DESTATSBADER Thibo	BEL	BELGIUM
23	GRENGBO Florian	FRA	FRANCE
61	LACZKOWSKI Cezary	POL	POLAND
32	JAGER Julien	GER	GERMANY

Communiqué approved by the Secretary of the Commissaires Panel

**Men Junior Keirin finals**  
**Results / Résultats**

Race distance: 7 laps

Rank	No.	Rider	Nation	Team
------	-----	-------	--------	------

**Final for 7-12**

Time: 10.459

Speed: 68.84km/h

1	21	THICOT Jordy Allan	FRA	FRANCE
2	73	KOMKOV Daniil	RUS	RUSSIA
3	33	ZILLMER Maarten	GER	GERMANY
4	11	LUXIK Jiri	CZE	CZECH REP.
5	74	BURLAKOV Danila	RUS	RUSSIA
6	3	HLOVA Aliaksandr	BLR	BELARUS

**Final for 1-6**

Time: 10.257

Speed: 70.195km/h

1	23	GRENGBO Florian	FRA	FRANCE
2	61	LACZKOWSKI Cezary	POL	POLAND
3	12	STASTNY Jakub	CZE	CZECH REP.
4	67	SZTRAUCH Mateusz	POL	POLAND
5	5	DESTATSBADER Thibo	BEL	BELGIUM
6	32	JAGER Julien	GER	GERMANY

Communiqué approved by the Secretary of the Commissaires Panel

**Men Junior Keirin**  
**Final Classification / Classement Final**

Rank	Bib	Rider	Team	UCI ID
1	23	GRENGBO, Florian	FRANCE	
2	61	LACZKOWSKI, Cezary	POLAND	
3	12	STASTNY, Jakub	CZECH REP.	
4	67	SZTRAUCH, Mateusz	POLAND	
5	5	DESTATSBADER, Thibo	BELGIUM	
6	32	JAGER, Julien	GERMANY	
7	21	THICOT, Jordy Allan	FRANCE	
8	73	KOMKOV, Daniil	RUSSIA	
9	33	ZILLMER, Maarten	GERMANY	
10	11	LUXIK, Jiri	CZECH REP.	
11	74	BURLAKOV, Danila	RUSSIA	
12	3	HLOVA, Aliaksandr	BELARUS	
13	83	PEREZ DIAZ, Alberto	SPAIN	
13	94	DENESENKO, Vladyslav	UKRAINE	
15	39	LIVANOS, Konstantinos	GREECE	
15	81	URRA GARMENDIA, Aritz	SPAIN	
17	55	NAUJOKAITIS, Aivaras	LITHUANIA	
17	37	COOPER, Daniel	GREAT BRITAIN	
19	35	FIELDING, Alistair	GREAT BRITAIN	
19	56	SERAFINAS, Gedvinas	LITHUANIA	

Communiqué approved by the Secretary of the Commissaires Panel

21-26 August 2018

Communiqué n° 217

## Women U23 500m Time Trial

Final

Start List / Liste de départ

World Record:

Race distance: 500m (2.5 laps)

Heat	Bib	Name	Team
1	54	SUKHAREVA Anastasiya	RUSSIA
2	20	TANNER Millicent	GREAT BRITAIN
3	43	VAN DER PEET Steffie	NETHERLANDS
4	67	MARTYNYUK Daryna	UKRAINE
5	36	MAROZAITE Migle	LITHUANIA
6	23	HILLEARD Georgia	GREAT BRITAIN
7	6	KANKOVSKA Sara	CZECH REP.
8	30	VECE Miriam	ITALY

Note: All riders MUST start in the Back straight and Finish on the Home straight

Communiqué approved by the Secretary of the Commissaires Panel \_\_\_\_\_

21-26 August 2018

**Women U23 500m Time Trial**

Communiqué n° 218

**Final  
Results / Résultats**

**Race distance: 500m (2.5 laps)**

Rank	Bib	Name	Team	100 m	300 m	Time	Speed
1	30	VECE Miriam	ITALY	10.174(1)	16.355 06.181(2)	34.073 17.717(1)	52.827 km/h
2	36	MAROZAITE Migle	LITHUANIA	10.294(3)	16.415 06.121(1)	34.290 17.874(2)	52.493 km/h
3	20	TANNER Millicent	GREAT BRITAIN	10.275(2)	16.577 06.302(3)	35.119 18.542(6)	51.254 km/h
4	43	VAN DER PEET Steffie	NETHERLANDS	10.805(7)	17.158 06.352(5)	35.184 18.025(3)	51.159 km/h
5	54	SUKHAREVA Anastasiya	RUSSIA	10.757(5)	17.115 06.357(6)	35.548 18.432(4)	50.635 km/h
6	6	KANKOVSKA Sara	CZECH REP.	10.826(8)	17.173 06.346(4)	35.667 18.494(5)	50.466 km/h
7	67	MARTYNYUK Daryna	UKRAINE	10.799(6)	17.236 06.437(7)	36.059 18.822(8)	49.918 km/h
8	23	HILLEARD Georgia	GREAT BRITAIN	10.658(4)	17.259 06.600(8)	36.067 18.808(7)	49.907 km/h

Communiqué approved by the Secretary of the Commissaires Panel \_\_\_\_\_

**Women Junior Points Race**  
**Start List / Liste de départ**

Race distance: 20 km (100 laps sprints every 10 ,10 sprints)

**Starting on the Railing**

<b>Bib</b>	<b>Rider</b>	<b>Team</b>
1	KOLESAVA Anastasiya	BELARUS
8	SEVCIKOVA Petra	CZECH REP.
12	HECHLER Katharina	GERMANY
20	GILLESPIE Iara	IRELAND
30	PIKUNAITE Aukse	LITHUANIA
35	JASKULSKA Marta	POLAND
50	MACHALCOVA Petra	SLOVAKIA
52	KULYNYCH Olha	UKRAINE

**Starting on the Blueband**

<b>Bib</b>	<b>Rider</b>	<b>Team</b>
3	BOSSUYT Shari	BELGIUM
10	NIGUL Mathilde	ESTONIA
18	LIODAKI Sofia	GREECE
21	ZANARDI Silvia	ITALY
32	BIJWAARD Eva	NETHERLANDS
47	GAREEVA Aigul	RUSSIA
51	MAIOZ MUJIKA Izarne	SPAIN

Communiqué approved by the Secretary of the Commissaires Panel



**Women Junior Points Race**  
**Results / Résultats**

Race distance: 20 km (100 laps)

Race Time:27:20

Rank	Bib	Name	Team	Sprints										Lap Points	Finish Order	Points
				1	2	3	4	5	6	7	8	9	10			
1	20	GILLESPIE Iara	IRELAND	1		1	5	3	2		5	3	10	0	1	<b>30</b>
2	52	KULYNYCH Olha	UKRAINE						5					20	8	<b>25</b>
3	35	JASKULSKA Marta	POLAND	2	1	3		5	5	1		1	6	0	2	<b>24</b>
4	3	BOSSUYT Shari	BELGIUM	3		5	3	1	3		2	2	4	0	3	<b>23</b>
5	1	KOLESAVA Anastasiya	BELARUS	5			2				3	5	2	0	4	<b>17</b>
6	32	BIJWAARD Eva	NETHERLANDS		2									0	7	<b>2</b>
7	47	GAREEVA Aigul	RUSSIA					2	1	3				-20	5	<b>-14</b>
8	21	ZANARDI Silvia	ITALY		3					2				-20	9	<b>-15</b>
9	12	HECHLER Katharina	GERMANY			2	1				1			-20	6	<b>-16</b>
DNF	8	SEVCIKOVA Petra	CZECH REP.		5									-40	0	<b>DNF</b>
DNF	10	NIGUL Mathilde	ESTONIA											-40	0	<b>DNF</b>
DNF	18	LIODAKI Sofia	GREECE											-40	0	<b>DNF</b>
DNF	50	MACHALCOVA Petra	SLOVAKIA											-60	0	<b>DNF</b>
	30	PIKUNAITE Aukse	LITHUANIA											0	0	<b>DNS</b>
	51	MAIOZ MUJIKA Izarne	SPAIN											0	0	<b>DNS</b>

Communiqué approved by the Secretary of the Commissaires Panel

**Men Junior Points Race**  
**Start List / Liste de départ**

Race distance: 24 km (120 laps sprints every 10 ,12 sprints)

**Starting on the Railing**

<b>Bib</b>	<b>Rider</b>	<b>Team</b>
1	VIEHBERGER Lukas	AUSTRIA
8	VAN MULDER BRENT	BELGIUM
13	KELEMEN Petr	CZECH REP.
26	RICHTER Elias	GERMANY
40	VIDA Balint	HUNGARY
52	ZAMBANINI Edoardo	ITALY
58	DORENBOS Yanne	NETHERLANDS
68	COUTO Guillaume	PORTUGAL
79	MICHALICKA Stefan	SLOVAKIA
91	BIELER Dominik	SWITZERLAND

**Starting on the Blueband**

<b>Bib</b>	<b>Rider</b>	<b>Team</b>
2	MAZUR DZIANIS	BELARUS
20	BOUVIER BAPTISTE	FRANCE
38	KARATSIVIS PANAGIOTIS	GREECE
42	HIGGINS SHANE	IRELAND
54	GELZINIS ROKAS	LITHUANIA
60	PAPIERSKI DAMIAN	POLAND
70	BARSOV ALEKSANDR	RUSSIA
80	LARRANAGA JAIO AITOR	SPAIN
92	KANAKA OLEG	UKRAINE

Communiqué approved by the Secretary of the Commissaires Panel

**Men Junior Points Race  
Results / Résultats**

Race distance: 24 km (120 laps)

Race Time:29:15 Speed: 49.230 km/h

Rank	Bib	Name	Team	Sprints												Lap Points	Finish Order	Points	
				1	2	3	4	5	6	7	8	9	10	11	12				
<b>1</b>	58	DORENBOS Yanne	NETHERLANDS			2	3										60	10	<b>65</b>
<b>2</b>	38	KARATSIVIS Panagiotis	GREECE			3	2			1	3			2			40	9	<b>51</b>
<b>3</b>	2	MAZUR Dzianis	BELARUS		5				2	5	5				10		20	1	<b>47</b>
<b>4</b>	13	KELEMEN Petr	CZECH REP.	3	2			2	5		2			5			20	7	<b>39</b>
<b>5</b>	8	VAN MULDER BRENT	BELGIUM	1			5						2	5	4		20	3	<b>37</b>
<b>6</b>	92	KANAKA Oleg	UKRAINE					5	3		1						20	12	<b>29</b>
<b>7</b>	68	COUTO Guillaume	PORTUGAL					1		3					1		20	5	<b>25</b>
<b>8</b>	52	ZAMBANINI Edoardo	ITALY						1								20	8	<b>21</b>
<b>9</b>	70	BARSOV Aleksandr	RUSSIA					3					3	3	2		0	4	<b>11</b>
<b>10</b>	26	RICHTER Elias	GERMANY	2											3		0	15	<b>5</b>
<b>11</b>	91	BIELER Dominik	SWITZERLAND			1							1	1			0	6	<b>3</b>
<b>12</b>	60	PAPIERSKI Damian	POLAND		3												0	16	<b>3</b>
<b>13</b>	79	MICHALICKA Stefan	SLOVAKIA			5	1				2					6	-20	2	<b>-6</b>
<b>14</b>	80	LARRANAGA JAIIO Aitor	SPAIN														-20	13	<b>-20</b>
<b>15</b>	54	GELZINIS Rokas	LITHUANIA										5	2			-40	11	<b>-33</b>
<b>16</b>	20	BOUVIER Bapthiste	FRANCE	5													-40	14	<b>-35</b>
<b>17</b>	42	HIGGINS Shane	IRELAND		1												-40	17	<b>-39</b>
	1	VIEHBERGER Lukas	AUSTRIA														0	0	<b>0</b>
	40	VIDA Balint	HUNGARY														0	0	<b>0</b>

Communiqué approved by the Secretary of the Commissaires Panel \_\_\_\_\_

21-26 August 2018

Communiqué n° 223

**Women U23 Keirin Round 1**  
**Start List / Liste de départ**

Race distance: 7 laps

**Heat 1**

No.	Rider	Nation	Team
5	DEGRENDELE Nicky	BEL	BELGIUM
27	BISSOLATI Elena	ITA	ITALY
54	SUKHAREVA Anastasiya	RUS	RUSSIA
43	VAN DER PEET Steffie	NED	NETHERLANDS
46	KARWACKA Marlena	POL	POLAND
20	TANNER Millicent	GBR	GREAT BRITAIN

**Heat 2**

No.	Rider	Nation	Team
6	KANKOVSKA Sara	CZE	CZECH REP.
36	MAROZAITE Migle	LTU	LITHUANIA
33	MANZONI Gloria	ITA	ITALY
51	TOLOMANOW Aleksandra	POL	POLAND
23	HILLEARD Georgia	GBR	GREAT BRITAIN
67	MARTYNYUK Daryna	UKR	UKRAINE

First 3 riders advance to Final for 1-6, others to 7-12 Final

Communiqué approved by the Secretary of the Commissaires Panel \_\_\_\_\_

21-26 August 2018

Communiqué n° 224

**Women U23 Keirin Round 1**  
**Results / Résultats**

Race distance: 7 laps

Rank	No.	Rider	Nation	Team
------	-----	-------	--------	------

**Heat 1**

Time: 11.547

Speed: 62.353km/h

1	5	DEGREDELE Nicky	BEL	BELGIUM
2	43	VAN DER PEET Steffie	NED	NETHERLANDS
3	46	KARWACKA Marlena	POL	POLAND
4	54	SUKHAREVA Anastasiya	RUS	RUSSIA
5	27	BISSOLATI Elena	ITA	ITALY
6	20	TANNER Millicent	GBR	GREAT BRITAIN

**Heat 2**

Time: 11.946

Speed: 60.271km/h

1	6	KANKOVSKA Sara	CZE	CZECH REP.
2	51	TOLOMANOW Aleksandra	POL	POLAND
3	23	HILLEARD Georgia	GBR	GREAT BRITAIN
4	36	MAROZAITE Migle	LTU	LITHUANIA
5	67	MARTYNYUK Daryna	UKR	UKRAINE
6	33	MANZONI Gloria	ITA	ITALY

First 3 riders advance to Final for 1-6, others to 7-12 Final

Communiqué approved by the Secretary of the Commissaires Panel

21-26 August 2018

Communiqué n° 225

**Women U23 Keirin Finals**  
**Start List / Liste de départ**

Race distance: 7 laps

**Final for 7-12**

No.	Rider	Nation	Team
54	SUKHAREVA Anastasiya	RUS	RUSSIA
27	BISSOLATI Elena	ITA	ITALY
20	TANNER Millicent	GBR	GREAT BRITAIN
36	MAROZAITE Migle	LTU	LITHUANIA
67	MARTYNYUK Daryna	UKR	UKRAINE
33	MANZONI Gloria	ITA	ITALY

**Final for 1-6**

No.	Rider	Nation	Team
5	DEGREDELE Nicky	BEL	BELGIUM
43	VAN DER PEET Steffie	NED	NETHERLANDS
46	KARWACKA Marlina	POL	POLAND
6	KANKOVSKA Sara	CZE	CZECH REP.
51	TOLOMANOW Aleksandra	POL	POLAND
23	HILLEARD Georgia	GBR	GREAT BRITAIN

Communiqué approved by the Secretary of the Commissaires Panel

Report printed: 26-08-2018 10:16



[www.veloreults.com](http://www.veloreults.com)

TCM v2 Page 1/1

**ALE**<sup>®</sup>

**vittoria**<sup>®</sup>

U E C O f f i c i a l S u p p l i e r s

21-26 August 2018

Communiqué n° 226

**Women U23 Keirin Finals**  
**Results / Résultats**

Race distance: 7 laps

Rank	No.	Rider	Nation	Team
------	-----	-------	--------	------

**Final for 7-12**

Time: 12.631

Speed: 57.002km/h

1	36	MAROZAITE Migle	LTU	LITHUANIA
2	67	MARTYNYUK Daryna	UKR	UKRAINE
3	33	MANZONI Gloria	ITA	ITALY
4	54	SUKHAREVA Anastasiya	RUS	RUSSIA
5	27	BISSOLATI Elena	ITA	ITALY
6	20	TANNER Millicent	GBR	GREAT BRITAIN

**Final for 1-6**

Time: 11.462

Speed: 62.816km/h

1	5	DEGREDELE Nicky	BEL	BELGIUM
2	43	VAN DER PEET Steffie	NED	NETHERLANDS
3	51	TOLOMANOW Aleksandra	POL	POLAND
4	6	KANKOVSKA Sara	CZE	CZECH REP.
5	23	HILLEARD Georgia	GBR	GREAT BRITAIN
6	46	KARWACKA Marlena	POL	POLAND

Communiqué approved by the Secretary of the Commissaires Panel

Report printed: 26-08-2018 14:34



www.veloresults.com

TCM v2 Page 1/1

**ALE**<sup>®</sup>

**vittoria**<sup>®</sup>

U E C Official Suppliers

21-26 August 2018

Communiqué n° 227

**Men U23 Keirin Round 1**  
**Start List / Liste de départ**

Race distance: 7 laps

**Heat 1**

No.	Rider	Nation	Team
22	JURCZYK Marc	GER	GERMANY
68	ROCHNA Daniel	POL	POLAND
73	BOBRAKOV Evgenii	RUS	RUSSIA
18	HELAL Rayan	FRA	FRANCE
35	STEWART Lewis	GBR	GREAT BRITAIN

**Heat 2**

No.	Rider	Nation	Team
13	CECHMAN Martin	CZE	CZECH REP.
17	LANDERNEAU Melvin	FRA	FRANCE
85	MARTINEZ CHORRO Alejandro	ESP	SPAIN
91	FROSSARD Marc	SUI	SWITZERLAND
71	VASIUKHNO Alexandr	RUS	RUSSIA
55	HABETS Stephan	NED	NETHERLANDS

**Heat 3**

No.	Rider	Nation	Team
9	FANTA Jiri	CZE	CZECH REP.
7	DE PAUW Ayrton	BEL	BELGIUM
29	HINZE Carl	GER	GERMANY
33	JOLLIFFE Alex	GBR	GREAT BRITAIN
63	MILEK Mateusz	POL	POLAND
57	VAN DER WIJST Koen	NED	NETHERLANDS

Qualificationrule: First 2 riders advance to Keirin Semifinals, others advance to Repechage.

Communiqué approved by the Secretary of the Commissaires Panel \_\_\_\_\_



21-26 August 2018

Communiqué n° 228

**Men U23 Keirin Round 1**  
**Results / Résultats**

Race distance: 7 laps

Rank	No.	Rider	Nation	Team
<b>Heat 1</b>				
				Time: 10.368 Speed: 69.444km/h
1	18	HELAL Rayan	FRA	FRANCE
2	35	STEWART Lewis	GBR	GREAT BRITAIN
3	73	BOBRAKOV Evgenii	RUS	RUSSIA
4	68	ROCHNA Daniel	POL	POLAND
5	22	JURCZYK Marc	GER	GERMANY
<b>Heat 2</b>				
				Time: 10.825 Speed: 66.512km/h
1	13	CECHMAN Martin	CZE	CZECH REP.
2	17	LANDERNEAU Melvin	FRA	FRANCE
3	55	HABETS Stephan	NED	NETHERLANDS
4	71	VASIUKHNO Alexandr	RUS	RUSSIA
5	85	MARTINEZ CHORRO Alejandro	ESP	SPAIN
6	91	FROSSARD Marc	SUI	SWITZERLAND
<b>Heat 3</b>				
				Time: 10.769 Speed: 66.858km/h
1	33	JOLLIFFE Alex	GBR	GREAT BRITAIN
2	9	FANTA Jiri	CZE	CZECH REP.
3	57	VAN DER WIJST Koen	NED	NETHERLANDS
4	7	DE PAUW Ayrton	BEL	BELGIUM
5	63	MILEK Mateusz	POL	POLAND
6	29	HINZE Carl	GER	GERMANY

Qualificationrule: First 2 riders advance to Keirin Semifinals, others advance to Repechage.

Communiqué approved by the Secretary of the Commissaires Panel \_\_\_\_\_

**Men U23 Keirin Repechages**  
**Start List / Liste de départ**

Race distance: 7 laps

**Heat 1**

No.	Rider	Nation	Team
73	BOBRAKOV Evgenii	RUS	RUSSIA
68	ROCHNA Daniel	POL	POLAND
85	MARTINEZ CHORRO Alejandro	ESP	SPAIN
57	VAN DER WIJST Koen	NED	NETHERLANDS
22	JURCZYK Marc	GER	GERMANY
91	FROSSARD Marc	SUI	SWITZERLAND

**Heat 2**

No.	Rider	Nation	Team
71	VASIUKHNO Alexandr	RUS	RUSSIA
7	DE PAUW Ayrton	BEL	BELGIUM
55	HABETS Stephan	NED	NETHERLANDS
29	HINZE Carl	GER	GERMANY
63	MILEK Mateusz	POL	POLAND

Communiqué approved by the Secretary of the Commissaires Panel

21-26 August 2018

Communiqué n° 230

**Men U23 Keirin Repechages**  
**Results / Résultats**

Race distance: 7 laps

Rank	No.	Rider	Nation	Team
------	-----	-------	--------	------

**Heat 1**

Time: 10.600

Speed: 67.924km/h

1	22	JURCZYK Marc	GER	GERMANY
2	57	VAN DER WIJST Koen	NED	NETHERLANDS
3	73	BOBRAKOV Evgenii	RUS	RUSSIA
4	85	MARTINEZ CHORRO Alejandro	ESP	SPAIN
5	91	FROSSARD Marc	SUI	SWITZERLAND
6	68	ROCHNA Daniel	POL	POLAND

**Heat 2**

Time: 11.494

Speed: 62.641km/h

1	63	MILEK Mateusz	POL	POLAND
2	55	HABETS Stephan	NED	NETHERLANDS
3	29	HINZE Carl	GER	GERMANY
4	7	DE PAUW Ayrton	BEL	BELGIUM
5	71	VASIUKHNO Alexandr	RUS	RUSSIA

Qualification rule: Top 3 riders advance to the Keirin Semifinals

Communiqué approved by the Secretary of the Commissaires Panel

**Men U23 Keirin Semifinals**  
**Start List / Liste de départ**

Race distance: 7 laps

**Heat 1**

No.	Rider	Nation	Team
18	HELAL Rayan	FRA	FRANCE
17	LANDERNEAU Melvin	FRA	FRANCE
33	JOLLIFFE Alex	GBR	GREAT BRITAIN
57	VAN DER WIJST Koen	NED	NETHERLANDS
63	MILEK Mateusz	POL	POLAND
29	HINZE Carl	GER	GERMANY

**Heat 2**

No.	Rider	Nation	Team
35	STEWART Lewis	GBR	GREAT BRITAIN
13	CECHMAN Martin	CZE	CZECH REP.
9	FANTA Jiri	CZE	CZECH REP.
22	JURCZYK Marc	GER	GERMANY
55	HABETS Stephan	NED	NETHERLANDS
73	BOBRAKOV Evgenii	RUS	RUSSIA

Qualification rule: Top 3 riders advance to Final for 1-6, others advance to Final for 7-12

Communiqué approved by the Secretary of the Commissaires Panel \_\_\_\_\_

21-26 August 2018

Communiqué n° 232 A

**Men U23 Keirin Semifinals**  
**Results / Résultats**

Race distance: 7 laps

Rank	No.	Rider	Nation	Team
------	-----	-------	--------	------

**Heat 1**

Time: 11.246

Speed: 64.022km/h

1	33	JOLLIFFE Alex	GBR	GREAT BRITAIN
2	18	HELAL Rayan	FRA	FRANCE
3	63	MILEK Mateusz	POL	POLAND
4	29	HINZE Carl	GER	GERMANY
5	57	VAN DER WIJST Koen	NED	NETHERLANDS
REL	17	LANDERNEAU Melvin	FRA	FRANCE

**Heat 2**

Time: 11.032

Speed: 65.264km/h

1	13	CECHMAN Martin	CZE	CZECH REP.
2	22	JURCZYK Marc	GER	GERMANY
3	9	FANTA Jiri	CZE	CZECH REP.
4	73	BOBRAKOV Evgenii	RUS	RUSSIA
5	35	STEWART Lewis	GBR	GREAT BRITAIN
6	55	HABETS Stephan	NED	NETHERLANDS

Qualification rule: Top 3 riders advance to Final for 1-6, others advance to Final for 7-12

Relegation to rider: 17 LANDERNEAU Melvin (FRA) for entering the sprinters lane when the opponent was already there.

Communiqué approved by the Secretary of the Commissaires Panel \_\_\_\_\_

**Men U23 Keirin Final**  
**Start List / Liste de départ**

Race distance: 7 laps

**Final for 7-12**

No.	Rider	Nation	Team
29	HINZE Carl	GER	GERMANY
57	VAN DER WIJST Koen	NED	NETHERLANDS
17	LANDERNEAU Melvin	FRA	FRANCE
73	BOBRAKOV Evgenii	RUS	RUSSIA
35	STEWART Lewis	GBR	GREAT BRITAIN
55	HABETS Stephan	NED	NETHERLANDS

**Final for 1-6**

No.	Rider	Nation	Team
33	JOLLIFFE Alex	GBR	GREAT BRITAIN
18	HELAL Rayan	FRA	FRANCE
63	MILEK Mateusz	POL	POLAND
13	CECHMAN Martin	CZE	CZECH REP.
22	JURCZYK Marc	GER	GERMANY
9	FANTA Jiri	CZE	CZECH REP.

Communiqué approved by the Secretary of the Commissaires Panel

21-26 August 2018

Communiqué n° 234

**Men U23 Keirin Final**  
**Results / Résultats**

Race distance: 7 laps

Rank	No.	Rider	Nation	Team
------	-----	-------	--------	------

**Final for 7-12**

Time: 11.012

Speed: 65.383km/h

1	17	LANDERNEAU Melvin	FRA	FRANCE
2	55	HABETS Stephan	NED	NETHERLANDS
3	73	BOBRAKOV Evgenii	RUS	RUSSIA
4	35	STEWART Lewis	GBR	GREAT BRITAIN
5	29	HINZE Carl	GER	GERMANY
6	57	VAN DER WIJST Koen	NED	NETHERLANDS

**Final for 1-6**

Time: 11.001

Speed: 65.448km/h

1	18	HELAL Rayan	FRA	FRANCE
2	22	JURCZYK Marc	GER	GERMANY
3	13	CECHMAN Martin	CZE	CZECH REP.
4	9	FANTA Jiri	CZE	CZECH REP.
5	33	JOLLIFFE Alex	GBR	GREAT BRITAIN
6	63	MILEK Mateusz	POL	POLAND

Communiqué approved by the Secretary of the Commissaires Panel

Report printed: 26-08-2018 14:43



[www.veloresults.com](http://www.veloresults.com)

TCM v2 Page 1/1

**ALE**<sup>®</sup>

**vittoria**<sup>®</sup>

U E C O f f i c i a l S u p p l i e r s

21-26 August 2018

Communiqué n° 235

## Men U23 Keirin

### Final Classification / Classement Final

Rank	Bib	Rider	Team	UCI ID
1	18	HELAL, Rayan	FRANCE	
2	22	JURCZYK, Marc	GERMANY	
3	13	CECHMAN, Martin	CZECH REP.	
4	9	FANTA, Jiri	CZECH REP.	
5	33	JOLLIFFE, Alex	GREAT BRITAIN	
6	63	MILEK, Mateusz	POLAND	
7	17	LANDERNEAU, Melvin	FRANCE	
8	55	HABETS, Stephan	NETHERLANDS	
9	73	BOBRAKOV, Evgenii	RUSSIA	
10	35	STEWART, Lewis	GREAT BRITAIN	
11	29	HINZE, Carl	GERMANY	
12	57	VAN DER WIJST, Koen	NETHERLANDS	
13	85	MARTINEZ CHORRO, Alejandro	SPAIN	
13	7	DE PAUW, Ayrton	BELGIUM	
15	91	FROSSARD, Marc	SWITZERLAND	
15	71	VASIUKHNO, Alexandr	RUSSIA	
17	68	ROCHNA, Daniel	POLAND	

Communiqué approved by the Secretary of the Commissaires Panel



## Women Junior Madison

### Start List / Liste de départ

Race number	Team	Riders
1	<b>RUSSIA</b>	Black MALKOVA Daria Red MILIAEVA Mariia
2	<b>POLAND</b>	Black KIERAT Wiktorja Red MAJEWSKA Oliwia
3	<b>ITALY</b>	Black SCARSI Gloria Red GUAZZINI Vittoria
4	<b>IRELAND</b>	Black HOMER Gabriella Red GILLESPIE Iara
5	<b>BELARUS</b>	Black KOLESAVA Anastasiya Red KRASKO Anhelina
6	<b>GERMANY</b>	Black HECHLER Katharina Red BAUERNFEIND Ricarda
7	<b>BELGIUM</b>	Black BOSSUYT Shari Red LENAERS Jade

21-26 August 2018

Communiqué n° 237

**Women Junior Madison**  
**Results / Résultats**

Rank	Bib	Name	Sprints										Finish Order	Points	Laps Down
			1	2	3	4	5	6	7	8	9	10			
1	3	<b>ITALY</b> SCARSI Gloria GUAZZINI Vittoria	5	5	3	5	3	5	1	5	5	10	1	47	0
2	1	<b>RUSSIA</b> MALKOVA Daria MILIAEVA Mariia	3	3	5	3	2	2	3	3	3	2	4	29	0
3	6	<b>GERMANY</b> HECHLER Katharina BAUERNFEIND Ricarda	1	2	1	1	5	3	2	1	2	4	3	22	0
4	4	<b>IRELAND</b> HOMER Gabriella GILLESPIE Iara		1	2			1	5	2		6	2	17	0
5	7	<b>BELGIUM</b> BOSSUYT Shari LENAERS Jade					1					1	5	-18	-1
	2	<b>POLAND</b> KIERAT Wiktoria MAJEWSKA Oliwia													DNF
	5	<b>BELARUS</b> KOLESAVA Anastasiya KRASKO Anhelina	2			2									DSQ

Notes: Warning to team: 5 BELARUS for dangerous riding during the race.  
Disqualification to team 5 BELARUS for dangerous riding during the race.

Communiqué approved by the President of the Commissaires Panel

Report printed: 26-08-2018 10:56



www.veloresults.com

TCT v1.1 Page 1/1

**ALE**<sup>®</sup>

**vittoria**<sup>®</sup>

U E C O f f i c i a l S u p p l i e r s

## Men Junior Madison

### Start List / Liste de départ

Race number	Team	Riders
1	<b>CZECH REPUBLIC</b>	Black KELEMEN Petr Red VONES Jan
2	<b>GERMANY</b>	Black DIK Calvin Red WEISPFENNIG Nils
3	<b>UKRAINE</b>	Black DENESENKO Vladyslav Red YAKOVLEV Mykyta
4	<b>POLAND</b>	Black PAPIERSKI Damian Red PROKOPYSZYN Filip
5	<b>FRANCE</b>	Black BOUVIER Bapthiste Red BRULE Louis
6	<b>SPAIN</b>	Black RIERA CLAR Joan Albert Red SERRANO RODRIGUEZ Javier
7	<b>BELGIUM</b>	Black WERNIMONT Nicolas Red VAN DEN BOSSCHE Fabio
8	<b>SLOVAKIA</b>	Black KUBIS Lukas Red MICHALICKA Stefan
9	<b>ITALY</b>	Black PINAZZI Mattia Red BONELLI Alessio
10	<b>NETHERLANDS</b>	Black HEIJNEN Philip Red DORENBOS Yanne
11	<b>RUSSIA</b>	Black BERSENEV Nikita Red BARSOV Aleksandr
12	<b>SWITZERLAND</b>	Black EGGENBERG Ruben Red ENDER Robin

## Men Junior Madison

### Results / Résultats

Rank	Bib	Name	Sprints																		Lap points	Finish Order	Points			
			1	2	3	4	5	6	7	8	9	10	11	12	13	14	15	16	17	18				19	20	
1	7	<b>BELGIUM</b>			5		5	3	5	3		3	3	5	5	6								0	2	43
		WERNIMONT Nicolas																								
		VAN DEN BOSSCHE Fabio																								
2	2	<b>GERMANY</b>		3		3	1			1		5	5	3	3	10								0	1	34
		DIK Calvin																								
		WEISPFENNIG Nils																								
3	4	<b>POLAND</b>	2	5	2		2	2	2		3	2	1	2		2								0	4	25
		PAPIERSKI Damian																								
		PROKOPYSZYN Filip																								
4	5	<b>FRANCE</b>				2	3	5	3		1			1	2									0	5	17
		BOUVIER Bapthiste																								
		BRULE Louis																								
5	1	<b>CZECH REPUBLIC</b>	5	1						5	5													0	8	16
		KELEMEN Petr																								
		VONES Jan																								
6	9	<b>ITALY</b>			3	5			1		2	1												0	6	12
		PINAZZI Mattia																								
		BONELLI Alessio																								
7	11	<b>RUSSIA</b>								2			2		4									0	3	8
		BERSENEV Nikita																								
		BARSOV Aleksandr																								
8	10	<b>NETHERLANDS</b>	3	2				1							1									0	7	7
		HEIJNEN Philip																								
		DORENBOS Yanne																								
6	6	<b>SPAIN</b>																						0	0	DNF
		RIERA CLAR Joan Albert																								
		SERRANO RODRIGUEZ Javi																								
8	8	<b>SLOVAKIA</b>																						-40	0	DNF
		KUBIS Lukas																								
		MICHALICKA Stefan																								
12	12	<b>SWITZERLAND</b>	1		1																			-40	0	DNF
		EGGENBERG Ruben																								
		ENDER Robin																								
3	3	<b>UKRAINE</b>				1																				DSQ
		DENESENKO Vladyslav																								
		YAKOVLEV Mykyta																								

Notes: Warning to team 9 ITALY for dangerous riding during the race.

Warning to team 12 SWITZERLAND for deliberate and flagrant fault.

Warning to team 3 UKRAINE for deliberate and flagrant fault.

Disqualification to team 3 UKRAINE for deliberate and flagrant fault.

Communiqué approved by the President of the Commissaires Panel

## Women U23 Madison

### Start List / Liste de départ

Race number	Team	Riders
1	<b>ITALY</b>	Black BALSAMO Elisa Red PATERNOSTER Letizia
2	<b>GREAT BRITAIN</b>	Black BARKER Megan Red ROBERTS Jessica
3	<b>NETHERLANDS</b>	Black DE ZOETE Mylene Red VAN HAAFTEN Kirstie
4	<b>RUSSIA</b>	Black NOVOLODSKAYA Mariia Red KLIMOVA Diana
5	<b>FRANCE</b>	Black BORRAS Marion Red FORTIN Valentine
6	<b>UKRAINE</b>	Black KLIACHINA Oksana Red KULYNYCH Olha
7	<b>SWITZERLAND</b>	Black SEITZ Aline Red METTRAUX Lena
8	<b>GERMANY</b>	Black EBERT Michaela Red TEUTENBERG Lea Lin
9	<b>IRELAND</b>	Black COLLINS Autumn Red GRIFFIN Mia
10	<b>POLAND</b>	Black PIKULIK Wiktoria Red HUMELT Weronika
11	<b>CZECH REPUBLIC</b>	Black NEUMANOVA Tereza Red KOHOUTKOVA Katerina
12	<b>SPAIN</b>	Black LARRARTE ARTEAGA Eukene Red FERRERES NAVARRO Isabel
13	<b>BELARUS</b>	Black SAVENKA Karalina Red TSERAH Hanna
14	<b>SLOVAKIA</b>	Black MACHALKOVA Petra Red MEDVEDOVA Tereza

**Women U23 Madison**  
Results / Résultats

Rank	Bib	Name	Sprints																		Lap points	Finish Order	Points		
			1	2	3	4	5	6	7	8	9	10	11	12	13	14	15	16	17	18				19	20
1	4	<b>RUSSIA</b> NOVOLODSKAYA Mariia KLIMOVA Diana	3	5	2	5	3	5															40	3	85
2	2	<b>GREAT BRITAIN</b> BARKER Megan ROBERTS Jessica	2		5	2	2	2							5	3	3	3	5	6			0	2	38
3	1	<b>ITALY</b> BALSAMO Elisa PATERNOSTER Letizia	5	3	1	3	5										2	2	3	10			0	1	34
4	7	<b>SWITZERLAND</b> SEITZ Aline METTRAUX Lena														2		5	2				0	4	9
5	10	<b>POLAND</b> PIKULIK Wiktoria HUMELT Weronika							3						1	1	1						0	10	6
6	6	<b>UKRAINE</b> KLIACHINA Oksana KULYNYCH Olha						1															0	7	1
7	5	<b>FRANCE</b> BORRAS Marion FORTIN Valentine	1	1		1				1	2	2											-40	8	-32
8	3	<b>NETHERLANDS</b> DE ZOETE Mylene VAN HAAFTEN Kirstie		2	3		1		2														-40	9	-32
9	8	<b>GERMANY</b> EBERT Michaela TEUTENBERG Lea Lin						3	5								2						-60	5	-50
10	12	<b>SPAIN</b> LARRARTE ARTEAGA Euken FERRERES NAVARRO Isabe								3							1						-60	6	-56
	9	<b>IRELAND</b> COLLINS Autumn GRIFFIN Mia																					-60	0	DNF
	11	<b>CZECH REPUBLIC</b> NEUMANOVA Tereza KOHOUTKOVA Katerina								1	1												-20	0	DNF
	13	<b>BELARUS</b> SAVENKA Karalina TSERAH Hanna																					-60	0	DNF
	14	<b>SLOVAKIA</b> MACHALKOVA Petra MEDVEDOVA Tereza																					-60	0	DNF

Communiqué approved by the President of the Commissaires Panel

Warning to team 10 POLAND for dangerous riding during the race.  
Warning to team 3 NETHERLANDS for deliberate and flagrant fault.

**Men U23 Madison**  
**Start List / Liste de départ**

Race number	Team	Riders
1	<b>BELGIUM</b>	Black BOUSSAER Bryan Red HESTERS Jules
2	<b>POLAND</b>	Black STANISZEWSKI Daniel Red KRAWCZYK Szymon
3	<b>SPAIN</b>	Black IRIBAR JAUREGI Unai Red GARIKANO LOPETEGI Luis Mari
4	<b>FRANCE</b>	Black COSTEPLANE Aurelien Red LECAMUS LAMBERT FLORENTIN
5	<b>UKRAINE</b>	Black SHEVCHUK Taras Red SHCHERBAN Vladyslav
6	<b>GREAT BRITAIN</b>	Black WALLS Matthew Red HAYTER Ethan
7	<b>ITALY</b>	Black PLEBANI Davide Red VIVIANI Attilio
8	<b>NETHERLANDS</b>	Black KOOISTRA Marten Red OTTEVANGER Bas
9	<b>GER</b>	Black SCHMIEDEL Sebastian Red MALCHAREK Moritz
10	<b>IRELAND</b>	Black RYAN Fintan Red W MURPHY Jb
11	<b>BELARUS</b>	Black KARALIOK Yauheni Red TSIMOSHYK Uladzislau
12	<b>CZECH REPUBLIC</b>	Black STIBINGR Matej Red BARTA Tomas
13	<b>SWITZERLAND</b>	Black SELENATI Nico Red RUEGG Lukas
14	<b>RUSSIA</b>	Black SMIRNOV Ivan Red SMIRNOV Alexandr
15	<b>SLOVAKIA</b>	Black PERSON Tomas Red CHREN Martin

**Men U23 Madison**  
**Results / Résultats**

Rank	Bib	Name	Sprints																	Lap points	Finish Order	Points			
			1	2	3	4	5	6	7	8	9	10	11	12	13	14	15	16	17				18	19	20
<b>1</b>	6	<b>GREAT BRITAIN</b> WALLS Matthew HAYTER Ethan			5	5	3	5	3	5	2	1	5	5	5	3	5	5	3	1		60	7	<b>121</b>	
<b>2</b>	1	<b>BELGIUM</b> BOUSSAER Bryan HESTERS Jules		1	3	5	2	1				3	1	3	3	1	1		1	1	5	20	6	<b>51</b>	
<b>3</b>	13	<b>SWITZERLAND</b> SELENATI Nico RUEGG Lukas	3	3	1			5	1	3	3	1			2	2	3		5			6	0	2	<b>38</b>
<b>4</b>	2	<b>POLAND</b> STANISZEWSKI Daniel KRAWCZYK Szymon	5	2	2			2	3				3	5	5				3			0	5	<b>30</b>	
<b>5</b>	10	<b>IRELAND</b> RYAN Fintan W MURPHY Jb									2			1				2		5	2	10	0	1	<b>22</b>
<b>6</b>	7	<b>ITALY</b> PLEBANI Davide VIVIANI Attilio				3							2				2	3		2	3	4	0	3	<b>19</b>
<b>7</b>	9	<b>GERMANY</b> SCHMIEDEL Sebastian MALCHAREK Moritz							2	1					1				2			0	8	<b>6</b>	
<b>8</b>	4	<b>FRANCE</b> COSTEPLANE Aurelien LECAMUS LAMBERT FLORE	1								5			2				1				-20	9	<b>-11</b>	
<b>9</b>	5	<b>UKRAINE</b> SHEVCHUK Taras SHCHERBAN Vladyslav					1						2								2	-40	4	<b>-35</b>	
	3	<b>SPAIN</b> IRIBAR JAUREGI Unai GARIKANO LOPETEGI Luis																				-60	0	<b>DNF</b>	
	8	<b>NETHERLANDS</b> KOOISTRA Marten OTTEVANGER Bas	2						5													-40	0	<b>DNF</b>	
	11	<b>BELARUS</b> KARALIOK Yauheni TSIMOSHYSK Uladzislau																				-60	0	<b>DNF</b>	
	12	<b>CZECH REPUBLIC</b> STIBINGR Matej BARTA Tomas				1																-60	0	<b>DNF</b>	
	14	<b>RUSSIA</b> SMIRNOV Ivan SMIRNOV Alexandr					2															-60	0	<b>DNF</b>	
	15	<b>SLOVAKIA</b> PERSON Tomas CHREN Martin																				-60	0	<b>DNF</b>	

Notes: Warning to team 8 NETHERLANDS for incorrect behaviour.

Warning to team 13 SWITZERLAND for not having held his line during the last 200 meters.

Warning to team 6 GREAT BRITAIN for dangerous riding during the race.

Communiqué approved by the President of the Commissaires Panel





21-26 August 2018

Communiqué n° 260

**Men U23 Scratch Race Qualification Heat 1**  
**Start List / Liste de départ**

Race distance: 10 km (50 laps)

**Starting on the Railing**

No.	Rider	Nation	Team	Class
6	GHYS Robbe	BEL	BELGIUM	
96	SHEVCHUK Taras	UKR	UKRAINE	
44	RYAN Fintan	IRL	IRELAND	
27	BANUSCH Richard	GER	GERMANY	
88	JOHANSSON Gustav	SWE	SWEDEN	
39	CHRISTAKOS Dimitrios	GRE	GREECE	

**Starting on the Blueband**

No.	Rider	Nation	Team	Class
1	STEPANYAN Edgar	ARM	ARMENIA	
72	ROSTOVTSSEV Sergei	RUS	RUSSIA	
89	SELENATI Nico	SUI	SWITZERLAND	
2	RITZINGER Felix	AUT	AUSTRIA	
41	ZATHURECZKY Mark	HUN	HUNGARY	

Qualification rule: Top 9 riders qualify to the Final.

Communiqué approved by the Secretary of the Commissaires Panel \_\_\_\_\_

21-26 August 2018

Communiqué n° 261

**Men U23 Scratch Race Qualification Heat 1**  
**Results / Résultats**

Race distance: 10 km (50 laps)

Elapsed time: 11:57

Average speed: Speed: 50.209 km/h

Rank	Bib	Name	Nation	Team	Laps Down
1	27	BANUSCH Richard	GER	GERMANY	
2	44	RYAN Fintan	IRL	IRELAND	
3	96	SHEVCHUK Taras	UKR	UKRAINE	
4	39	CHRISTAKOS Dimitrios	GRE	GREECE	
5	72	ROSTOVTSEV Sergei	RUS	RUSSIA	
6	6	GHYS Robbe	BEL	BELGIUM	
7	2	RITZINGER Felix	AUT	AUSTRIA	
8	1	STEPANYAN Edgar	ARM	ARMENIA	
9	89	SELENATI Nico	SUI	SWITZERLAND	
10	41	ZATHURECZKY Mark	HUN	HUNGARY	-1
11	88	JOHANSSON Gustav	SWE	SWEDEN	-1

Qualification rule: Top 9 riders qualify to the Final.

Communiqué approved by the Secretary of the Commissaires Panel \_\_\_\_\_

21-26 August 2018

Communiqué n° 262

**Men U23 Scratch Race Qualification Heat 2**  
**Start List / Liste de départ**

Race distance: 10 km (50 laps)

**Starting on the Railing**

No.	Rider	Nation	Team	Class
32	WALLS Matthew	GBR	GREAT BRITAIN	
15	BABOR Daniel	CZE	CZECH REP.	
66	CZUBAK Dawid	POL	POLAND	
56	KOOISTRA Marten	NED	NETHERLANDS	
16	COSTEPLANE Aurelien	FRA	FRANCE	

**Starting on the Blueband**

No.	Rider	Nation	Team	Class
69	DO REGO PEREIRA Miguel Angelo	POR	PORTUGAL	
81	CHREN Martin	SVK	SLOVAKIA	
48	VIVIANI Attilio	ITA	ITALY	
4	TSIMOSHYK Uladzislau	BLR	BELARUS	
87	IRIBAR JAUREGI Unai	ESP	SPAIN	

Qualification rule: Top 8 riders qualify to the Final

Communiqué approved by the Secretary of the Commissaires Panel \_\_\_\_\_

21-26 August 2018

Communiqué n° 263

## Men U23 Scratch Race Qualification Heat 2 Results / Résultats

Race distance: 10 km (50 laps)

Elapsed time: 12:26

Average speed: Speed: 48.257 km/h

Rank	Bib	Name	Nation	Team	Laps Down
1	32	WALLS Matthew	GBR	GREAT BRITAIN	
2	66	CZUBAK Dawid	POL	POLAND	-1
3	56	KOOISTRA Marten	NED	NETHERLANDS	-1
4	15	BABOR Daniel	CZE	CZECH REP.	-1
5	69	DO REGO PEREIRA Miguel Angelo	POR	PORTUGAL	-1
6	16	COSTEPLANE Aurelien	FRA	FRANCE	-1
7	48	VIVIANI Attilio	ITA	ITALY	-1
8	4	TSIMOSHYK Uladzislau	BLR	BELARUS	-1
9	87	IRIBAR JAUREGI Unai	ESP	SPAIN	-1
10	81	CHREN Martin	SVK	SLOVAKIA	-1

Qualification rule: Top 8 riders qualify to the Final

Communiqué approved by the Secretary of the Commissaires Panel